

San Mateo County

**American Rescue Plan Act
State and Local Fiscal Recovery
Funds**

Project Inventory Update

Q2 2023: April 1, 2023 – June 30, 2023

Date: July 31, 2023

PROJECT INVENTORY

Category/Program	Allocation	Status as of June 30, 2023	Q2 2023 Update
1. <u>Housing</u>			
1.1. Homelessness Supports: Navigation Center	\$3,590,000	In progress	Updated
1.2. El Camino House (formerly Stone Villa Inn)	\$4,570,000	In progress	Updated
1.3. Casa Esperanza (formerly Comfort Inn)	\$13,266,000	In progress	Updated
1.4. Pacifica Safe Parking Program	\$400,000	In progress	Updated
1.5. Emergency Rent, Utilities, and Transportation Assistance	\$4,000,000	In progress	Updated
1.6. Eviction Counseling/Legal Aid	\$2,000,000	In progress	Updated
1.7. Half Moon Bay Affordable Housing Development	\$1,500,000	In progress	Updated
1.8. Affordable Housing Expertise for School Districts and Faith Community	\$125,000	Not started	n/a
1.9. Affordable Housing Expertise for Small/Mid-sized Cities	\$125,000	Not started	Updated
1.10. Housing-related Needs (TBD)	\$20,000,000	n/a	n/a
1.11. Working Together to End Homelessness Innovation Grants	\$2,406,726	In progress	Updated
2. <u>Vulnerable Populations</u>			
2.1. Homelessness Provider Mental Health & Wellness Support	\$200,000	Program complete	No change
2.2. Home Delivered Meals Expansion for Older Adults	\$3,900,000	In progress	Updated
2.3. Unincorporated Area Financial Assistance	\$1,500,000	In progress	No change
2.4. Mental Health First Aid	\$200,000	In progress	Updated
2.5. Second Harvest of SV Emergency Food Assistance	\$4,550,000	ARPA funds expended	No change
2.6. Full-service Community Outreach Pilot Program	\$500,000	Not started	n/a
3. <u>Economic Recovery</u>			
3.1. Environmental Health Fee Waiver/Grants for Businesses	\$5,150,000	Program complete	No change

3.2.	Workforce Development Pilot Program	\$400,000	Program complete	No change
3.3.	County Contribution to South San Francisco Economic Advancement Center	\$200,000	Funds dispersed; program ongoing	No change
3.4.	SMCStrong Small Business Assistance Program	\$2,075,000	Program complete	No change
3.5.	Microfood Business Grant Program	\$500,000	Program complete	No change
3.6.	Microenterprise Home Kitchen Ordinance (MEHKO)	\$300,000	Program complete	No change
3.7.	North Fair Oaks Small Business Grant Programs	\$1,250,000	Program complete	No change
3.8.	Certification Support for Women-owned and Minority-owned Businesses	\$200,000	In progress	Updated
3.9.	Technical Assistance for Small Businesses	\$400,000	Not started	n/a
3.10.	Small Business and Job Seeker Centers	\$5,000,000	In progress	Updated
3.11.	Choose Local San Mateo County	\$115,500	Program complete	No change
4. Children and Families				
4.1.	2022 Summer Enrichment Grant Program	\$3,300,000	Program complete	No change
4.2.	Family Child Care Grants	\$870,000	Program complete	No change
4.3.	2022-2023 Out-of-School Care Grant Program	\$2,500,000	In progress	No change
4.4.	2022 Childcare Grant Fund	\$4,095,000	Program complete	No change
4.5.	2023 Summer Enrichment Grant Program	\$3,000,000	In progress	No change
5. Infrastructure Planning				
5.1.	North Fair Oaks Infrastructure Plan	\$1,400,000	In progress	Updated
5.2.	Public Wi-Fi	\$3,500,000	In progress	Updated
6. County Fiscal and Health Priorities				

6.1. Vaccine Outreach, Events, and Mass Vaccination	\$5,000,000	Program Complete (funds expended)	Updated
6.2. Lost revenue reimbursement	\$10,000,000	n/a	No change

1. Housing

1.1 Homelessness Supports: Navigation Center

Funding amount: \$3,590,000 (Total funding \$69.87M: \$46.09M Project Homekey, \$3.59M ARPA, CDBG-CV, State ESG-V, \$5.15 in local, state, federal, and leveraged funds)

Project Expenditure Category: EC 2.16 Long-term Housing Security: Services for Unhoused

Project Start Date: June 2021

Status: In progress

Project Overview

In April 2023, San Mateo County opened the Navigation Center, a state-of-the-art facility that provides 240 safe, temporary living units for individuals and couples experiencing homelessness. The Navigation Center also provides intensive on-site, client-centered support services and housing-focused case management with the goal of moving people into permanent housing.

Unlike a congregate shelter, the Navigation Center offers increased privacy for clients and space for couples to stay together. The Center is a key component of the County's plan to make interim or permanent housing available to every unsheltered person who chooses assistance.

The Navigation Center is operated under a contract with LifeMoves, a Menlo Park-based nonprofit with experience providing interim housing and supportive services for homeless families and individuals.

Bright and airy private rooms give the Navigation Center a home-like feel. The center also features medical and dental clinics as well as a community garden, dog run, space for 140 bicycles, and laundry facilities.



Various support services are offered to residents of the Navigation Center, including:

- Individualized care plans designed to link residents/clients with the full range of County services and partnerships

- Two-room medical clinic staffed six days a week and designed to provide basic/comprehensive/urgent medical care
- Two-chair dental clinic staffed five days a week with specialists available weekly
- Behavioral health professionals on-site seven days a week to provide mental health and substance use disorder services
- Additional program details: <https://www.smcgov.org/ceo/san-mateo-county-navigation-center-program-overview>

Use of Evidence

The One Day Homeless Count and Survey from 2019 showed that there were 901 people experiencing unsheltered homelessness in San Mateo County. The same report from 2022 showed 1,092 people experiencing unsheltered homelessness. Many of these unsheltered individuals need interim housing and housing-focused case management to help them transition to permanent housing. Additionally, many unsheltered individuals who do not use congregate shelter – e.g., adult couples, individuals with pets, individuals with significant possessions – are open to accessing non-congregate shelter, so this program will serve many of these individuals.

Performance Report

The Navigation Center completed construction and began occupancy in early June 2023. Occupancy began with the almost 90 residents of the existing Maple Street Shelter, which needed to be vacated by the end of May 2023, and continued incrementally through the summer months. The goal is for the Navigation Center to reach full occupancy by September 2023.

Client Impact Story:

Since enrolling in the Navigation Center, Michael has dramatically improved in all areas of his life. Navigation Center case managers worked closely with Michael to develop a personalized plan and connect them with the necessary resources and services. They focused on addressing Michael's immediate needs while also helping develop long-term strategies for self-sufficiency. Michael was connected to employment early on, but medical complications continued to create challenges for him. Once Healthcare in Action, the Navigation Center's onsite medical provider, started providing services, they diagnosed Michael with congestive heart failure. This diagnosis was difficult for Michael to hear, but it provided an opportunity for them to learn how to effectively manage their medical condition. One of the key areas of focus for Michael was adopting a healthier lifestyle to support their heart health. The Navigation Center team worked with Michael to create a personalized nutrition plan that emphasized proper eating habits and weight management. With the support of the Navigation Center's new industrial kitchen and an onsite nutritionist, Michael to this day is successful with his new diet and is losing weight and having a more positive outlook on life. Michael has also been connected to a benefits specialist to apply for SSI/SSDI to help with lost income. Michael also continues to engage in case management services, addressing mental health needs and housing resources. Michael is building important relationships with long term service providers who will ensure stability and self-sufficiency when he transitions from the Navigation Center to permanent supportive housing.

[Back to Top](#)

1.2 El Camino House (formerly Stone Villa Inn)

Funding amount: \$4,570,000 (Total funding \$16M: \$11.43 Project Homekey, \$4.57M ARPA)

Project Expenditure Category: EC 2.16 Long-term Housing Security: Services for Unhoused

Project Start Date: October 2021

Status: In progress

Project Overview

El Camino House will provide 44 non-congregate shelter units (rooms) to adults (individuals and couples) experiencing homelessness. With the support of housing-focused case management and service linkages, residents staying at the shelter will work towards transitioning to permanent housing. El Camino House will serve adults experiencing homelessness, including chronic homelessness, and who have been referred from the Coordinated Entry System (CES). This includes persons with disabilities, little to no income, evictions, substance use issues, mental and physical health challenges, and/or other barriers to re-entering and maintaining housing. At least 20% of the population served at El Camino House will be individuals experiencing chronic homelessness, and 40% of the individuals exiting the shelter will exit to permanent housing.

Use of Evidence

El Camino House is a non-congregate shelter program that will serve people experiencing homelessness and will provide safe shelter and intensive services to help them enter permanent housing. The One Day Homeless Count and Survey from 2019 showed that there were 901 people experiencing unsheltered homelessness in San Mateo County. The same report from 2022 showed 1,092 people experiencing unsheltered homelessness. Many of these unsheltered individuals need interim housing and housing-focused case management to help them transition to permanent housing. Additionally, many unsheltered individuals who do not use congregate shelter – e.g., adult couples, individuals with pets, individuals with significant possessions – are open to accessing non-congregate shelter, so this program will serve many of these individuals. With its 44 private non-congregate units and intensive on-site support services, El Camino House will assist people experiencing homelessness with finding and moving into permanent housing.

Performance Report

The County acquired the Stone Villa Inn on March 17, 2022. Rehab commenced in April 2022 and the new El Camino House was completed by November 2022. The project began occupancy in October 2022 and achieved 100% occupancy on November 4, 2022. Between October and December 2022, El Camino House sheltered 62 San Mateo County residents (including 3,351 bed nights) and continues to remain consistently occupied.

Client Impact Stories (note: names have been changed for privacy):

Rising inflation and a struggling economy have made it harder than ever to stay housed. This was the case for Emily, a 63-year-old woman who has been unhoused for 3+ years due to economic hardship. For much of this time, she has lived in her car and various shelters. Prior to her arrival at El Camino House in February of this year, Emily stayed at the Maple Street shelter. Emily suffers from mental health challenges and receives ongoing support from a counselor at Ravenswood Clinic, attending monthly visits while also actively participating in AA meetings as needed. El Camino House staff provided Emily with schedules of local meetings, fostering her continued sobriety. Emily is determined to earn her GED and has enrolled in free online classes to prepare for the exam. At the moment, Emily's vehicle is not working so she was connected to Samaritan House's Client Services department and has applied for emergency financial assistance for car repairs. In the meantime, she utilizes bus pass services and the medical transportation options like Uber to attend doctor's appointments, run errands, and visit her family. Emily has a son in Redwood City, a daughter in Richmond, granddaughter in Dublin, and her parents live in Hayward. Emily's monthly income of \$1572 from SSI, coupled with her determination, has led her to open a savings account, and she has committed to save 50% of her income after expenses, with a goal of achieving financial stability. Despite managing physical health challenges such as a heart condition, arthritis, kidney problems, and a recent hip injury for which she is receiving treatment, Emily remains resilient, working hard at her recovery and her financial stability. Emily is eagerly looking forward to securing stable housing. Having applied for

housing in East Palo Alto, she now awaits a response. Her tenacity, hard work, and infectious smile have left an indelible impact on those around her at El Camino House.

A 43-year-old, John, came to El Camino House from Safe Harbor in early October 2022 and was one of the first clients to move in. John is college educated with two AA degrees in Finance and first experienced homelessness in Miami, FL in 2014 and then moved to the Bay Area in 2015, spending time in various temporary living situations and in and out of shelters. John originally came to Samaritan House in 2020 when he lost his job and his roommate kicked him out, leaving him without housing. John also spent time at Maple Street and then Spring Street, as well as various treatment programs due to his struggle with substance abuse, generalized anxiety disorder, PTSD, and depression. When John arrived at El Camino House, he had already been connected with HealthRight360 and was employed at VRS doing warehouse work. To supplement his income, John found work with DoorDash, but his inability to remain completely sober was a roadblock to holding down two jobs. When arriving at El Camino House, John had also been matched with an Abode Rapid Rehousing Voucher, and he was an active participant in his housing search. During his stay, John worked hard on his sobriety and prioritized his employment. Today, John is happily living in a two-bedroom apartment for \$2,400 at the Stambaugh Street Apartments in Redwood City, working for VRS and DoorDash (earning approximately \$2,400/week), maintaining his sobriety, and working toward a BS degree in cybersecurity. John is grateful to Samaritan House and El Camino staff for giving him the support and tools he needed to move his life in a positive direction.

[Back to Top](#)

1.3 Casa Esperanza (formerly known as Comfort Inn)

Funding amount: \$13,266,000 (Total \$44.58M: \$12.02M Project Homekey, \$13.27M ARPA, \$1M Redwood City, Home-ARP, and \$18.28M local funds)

Project Expenditure Category: EC 2.16 Long-term Housing Security: Services for Unhoused

Project Start Date: October 2021

Status: In progress

Project Overview

Casa Esperanza Apartments is a three-story affordable permanent housing development located at 1818 El Camino Real, Redwood City, California, consisting of 49 studios, 2 one-bedroom rental units, and 1 one-bedroom employee unit. To provide long term affordability for the project, SMC allocated \$13,266,000 to fund acquisition and rehab activities in the Casa Esperanza property, Redwood City is allocating \$1,015,214 to fund operation of 4 units in the Casa Esperanza property, and SMC is planning to design a new program called SMC Local Rental Subsidy to fund operation of 47 units in the Casa Esperanza property. Also, through a Predevelopment Agreement with Alta Housing, SMC allocated more than \$1.7M for the Casa Esperanza Project's Operation activities.

Use of Evidence

The One Day Homeless Count and Survey from 2019 showed that there were 901 people experiencing unsheltered homelessness in San Mateo County. The same report from 2022 showed 1,092 people experiencing unsheltered homelessness. To address the large number of homeless people who are living outside in San Mateo County, the County acquired this hotel, and others, to provide permanent housing that offers supportive services for people experiencing homelessness.

Performance Report

The County acquired the property on April 12, 2022, and began renovation on June 12, 2022. The property is currently fully occupied with 56 income-eligible, formerly homeless individuals. Since lease up in January 25, 2023, 91% of the tenants (51) have retained their housing at Casa Esperanza. Four (4) tenants are no longer housed at Casa Esperanza for the following reasons:

Exit to:	# to date
Passed Away	1
Moved to alternate affordable housing or shelter	0
Moved to hospital or nursing facility	1
Moved to jail	1
Moved in with family members	1
Evicted	0

The rehab of the residential space is completed, and the County is constructing a community room on-site to be used to provide services and as community building and resident serving space for the tenants. The community building is scheduled to be completed in August 2023.

Client Impact Story:

Since his arrival at Casa Esperanza, a tenant resident has been dedicating his new life to constantly working and surrounding himself with positive relationships. John (name changed for privacy) was diagnosed with a mental disability several years ago, and his family and friends turned away from him, prompting him to climb to the top of a steep hill in Half Moon Bay and set up an encampment to live in. There he lived for about 4 years, losing connection with the community, and losing hope each day, until Eric from Life Moves was assigned to his case and was the only case manager who successfully climbed the hill to find John and assist him with finding a rental unit at Casa Esperanza. When John met the property manager at Casa Esperanza, he begged for a chance to turn his life around.

Casa Esperanza offered him permanent supportive housing, and John was determined to prove to everyone, and most importantly, to himself, that he was worthy of the housing and support offered to him at Casa Esperanza. As a tenant at Casa Esperanza, he began to volunteer at Street Life Ministries, providing homeless outreach and volunteering at a local church. "I got my chance and I want to help others too," John says. Motivated by positive change, John proved to be a good worker, and both Street Life Ministries and the local church offered him long-term paid employment positions. John is currently employed full-time and is grateful for a job and the opportunity to be housed. With Casa Esperanza to call home, he now has the steady foundation he needs to continue to improve his everyday life, and that of the community around him.

[Back to Top](#)

1.4 Pacifica Safe Parking Program

Funding amount: \$400,000

Project Expenditure Category: EC 2.16 Long-term Housing Security: Services for Unhoused Persons*^

Project Start Date: June 29, 2022

Status: In progress

Project Overview

The Pacifica Safe Parking Permit (PSPP) program assists vehicularly housed individuals at risk of homelessness who have been negatively impacted by the pandemic. On February 8, 2022, the Board of Supervisors increased its initial contribution of \$150,000 to \$400,000 for the three-year program, supplementing a \$450,000 commitment by the City of Pacifica and an additional \$150,000 raised by the Pacifica Resource Center (PRC).

The program officially launched June 29, 2022, and will run through June 30, 2025. The program will support 25 unhoused families and individuals living in motor homes and other over-sized vehicles to be temporarily housed in a designated parking site. All 25 participants will also receive housing-focused case management to support their return to permanent housing and of those 25, the goal is that 10 of those participants will return to permanent housing.

Use of Evidence

County Core Service Agencies have provided continuous support to people at risk of homelessness throughout the pandemic, and there are still many residents in need of these services. The PSPP program is one strategy to help residents stay housed.

Performance Report

Over the last year (FY 2022-23), Pacifica Safe Parking Permit (PSPP) program has accomplished the following:

- Fully implemented PSPP using designated parking spaces on public city streets.
- Maintained nine parking spaces that have been consistently filled with families and individuals living in motorhomes, as well as a developed an ongoing wait list of up to five households.
- Provided black and grey water services and garbage and recycling services, funded by the City of Pacifica, bimonthly.
- Addressed community complaints, working with the City of Pacifica and Pacifica Police Department, to alleviate community concerns while also protecting PSPP participants.
- Developed a partnership with a local gas station to offer free water fill-up and propane at a discounted rate for PSPP participants beginning in January 2023.
- Helped 25 individuals from 17 households develop plans to return to housing through PSPP. Of those households:
 - Two returned to permanent housing in January, just over six months after PSPP started. One of whom is a Pacifica native and veteran. The other client is a long-time resident who became disabled due to health complications.
 - One entered shelter in June.
 - Three were exited from PSPP for noncompliance with one returning to PSPP with additional requirements.
 - Three chose to leave PSPP, and,
 - Eight are currently in PSPP with four on the wait list.
- Inspected 17 motor homes and provided repairs or support 13 current or former PSPP participants to increase the livability of their motor homes.

Table 1. Pacifica Safe Parking Permit Program FY 2022/23 Performance

Goals	Jul – Sep 2022	Oct – Dec 2022	Jan – Mar 2023	Apr – Jun 2023	FY 22/23 Total
25 housed families and individuals living in motor homes and other over-sized vehicles will be temporarily housed in designated parking sites.	10	8	2	5	25
25 Pacifica Safe Park Permit (PSPP) participants will receive housing-focused case management to support their return to housing.	7	10	2	5	24
10 of the PSPP participants will return to housing	0	1	2	0	3

Client Impact Story:

Robert has been living in his vehicle since September 2021 after he separated from his former partner. Robert was working two jobs at the time - one part-time at a local grocery store and one full-time position at a local auto shop. Unfortunately, due to his income-debt ratio and the high cost of living, Robert could not secure housing. As an interim solution, he purchased a motor home to live in while he saved enough money to pay off his debt and find affordable housing with his new partner. Since enrolling in PSPP, Robert and his partner have had a safe and reliable place to park their motor home; they have saved money and reduced wear and tear on their motor home by using PSPP's local, no cost to him grey and black water dumping program; they have regular access to groceries, including healthier foods; and they have received grocery and gas gift cards, financial coaching, and housing case management. Robert also found a better paying job, which has increased his monthly income and allowed him to stop working two jobs. With PSPP's support, Robert has significantly improved his quality of life and mental health and he and his partner are now focusing on finding more sustainable housing.

Jane is an older adult and has been living in her motor home in Pacifica since January 2020. She works part-time and is the primary caregiver for her chronically ill mother, who lives in San Francisco. Due to past trauma and the challenges of caring for her mother, Jane has been unable to focus on obtaining permanent housing for herself, especially given the high cost of living in the area. Jane enrolled in PSPP in February 2023. Since then, she has worked with PRC on her housing case plan and is now aware of and seeking senior housing opportunities, as well as working on her mental health through the HEAL project of BHRS. Jane also receives groceries through PRC's pantry and has had her motor home repaired through PSPP to make it more livable while she works on returning to housing. With the supports that PSPP and PRC provides, Jane sees permanent housing as possible.

[Back to Top](#)

1.5 Emergency Rent, Utilities, and Transportation Assistance

Funding amount: \$3,150,000

Project Expenditure Category: EC 2.2 Household Assistance: Rent, Mortgage, and Utility Aid*^

Project Start Date: July 28, 2021

Status: In progress

Project Overview

Early in the pandemic the County, along with cities, philanthropical organizations, and other funders, contributed \$15,000,000 to support the County's emergency rent, utility, and transportation assistance program administered by the Core Service Agencies. With these funds, the Core Service Agencies helped residents earning less than 60% of the Average Median Income meet their basic housing needs. When the federally funded Emergency Rental Assistance Program (ERAP) began in mid-2021, demand for County assistance through the Core Service Agencies declined. However, ERAP applications closed March 31, 2022, and the state's eviction moratorium ended June 30, 2022. This ARPA allocation will provide County funds for rental assistance to qualifying renters.

Use of Evidence

County Core Service Agencies report that lower income households continue to require rental assistance support as a consequence of the pandemic. This allocation will provide funding for the County Core Service Agencies to continue to meet the need following the end of the state Emergency Rental Assistance Program.

Performance Report

Program funds total \$3,150,000, with \$2,800,000 allocated to client assistance, and \$350,000 for administrative costs.

Table 2. Emergency Rent, Utilities, and Transportation Assistance Program Performance Data

Performance Measures	Annual Target	As of 6/30/23
Number of households who received financial assistance (unduplicated)	400	629
Percent of participants contacted who have remained housed 6 months after receiving financial assistance	80%	100%
Client Satisfaction Rating	90%	100%

[Back to Top](#)

1.6 Eviction Counseling/Legal Aid

Funding amount: \$2,000,000

Project Expenditure Category: EC 2.18 Housing Support: Other Housing Assistance*^

Project Start Date: November 1, 2022

Status: In progress

Project Overview

The San Mateo County Department of Housing (DOH) solicited proposals from nonprofit organizations with a history of working with renters, to provide up to \$2,000,000 in eviction counseling and legal services to assist low-income tenants. DOH selected three nonprofit organizations through this solicitation process: Legal Aid Society of San Mateo County (LASSMC), awarded \$415,638; Project Sentinel, awarded \$500,000; and Community Legal Services of East Palo Alto (CLSEPA), awarded \$700,000. Each nonprofit organization is

contracted to provide eviction counseling and legal services to low-income tenants through October 31, 2024.

Use of Evidence

The state eviction moratorium ended June 30, 2022, and the County Core Service Agencies observed an increased need for legal assistance regarding current housing, landlord-tenant, and renter protection laws.

Performance Report

Table 3. Eviction Counseling and Legal Aid Performance Data

Provider	Two-year Performance Goal (November 2022 – October 2024)	Q1 & Q2 2023 (January – June 2023)	Progress to-date
Community Legal Services of East Palo Alto (CLSEPA)	Provide comprehensive legal services, advice, consultation, representation, legal education, and/or rental assistance to 600 community members; distribute \$200,000 in rental assistance.	<ul style="list-style-type: none"> • Legal services to 280 community members • Rental assistance to 122 community members 	<ul style="list-style-type: none"> • Legal services: 306 community members • Rental assistance: 168 community members
Legal Aid Society of San Mateo County (LASSMC)	Provide legal services, including counsel, advice, and/or representation in negotiations with landlords and in legal proceedings for 100 clients; distribute up to \$100,000 in emergency financial assistance; provide informational and educational resources to 400 callers.	<ul style="list-style-type: none"> • Opened 50 cases (50 households, reaching 124 persons)**Q1 data only 	<ul style="list-style-type: none"> • Opened 50 cases (50 households, reaching 124 persons) **as of March 30, 2023
Project Sentinel	Provide mediation services to 264 persons; 100 limited legal consultations.	<ul style="list-style-type: none"> • Opened 4 cases • Addressed 29 I&R calls **Q1 data only 	<ul style="list-style-type: none"> • Opened 4 cases • Addressed 29 I&R calls**as of March 30, 2023

[Back to Top](#)

1.7 Half Moon Bay Affordable Housing Development

Funding amount: \$1,500,000

Project Expenditure Category: EC 2.15 Long-term Housing Security: Affordable Housing[^]

Project Start Date: TBD

Status: Not started

Project Overview

Previously, the Board allocated \$1,500,000 of ARPA funds to help fund a farmworker housing development using modular construction. Since then, the County has explored multiple potential sites for the project, but, unfortunately, each potential site had environmental or other limitations.

On October 4, 2022, the Board of Supervisors passed a resolution to reallocate the \$1,500,000 for the modular housing project toward an affordable housing project in Half Moon Bay. This

provided a more expeditious way to fund the pressing need for additional affordable housing for the local farmworker community. The proposed development at 555 Kelly Avenue includes a four-story building with 40 affordable housing units and a 2,050 square foot resource center staffed and managed by Ayudando Latinos a Sonar (ALAS). The resource center will offer services such as English classes, legal aid, internet access, case management, and a community kitchen.

Use of Evidence

According to the California Department of Housing and Community Development, California farmworkers earn, on average, approximately \$20,000 a year, which is less than 20% of the County's area median income. Thus, even prior to the COVID-19 pandemic, local farmworkers and their families were among the most economically vulnerable members of our community. This vulnerability was exacerbated by the pandemic and has made their need for additional local affordable housing on the coastside even more dire.

Performance Report

On February 21, 2023, the Half Moon Bay City Council authorized a \$1 million City predevelopment loan to Mercy Housing California 110, L.P. (Mercy's affiliate for this project) from the City's Affordable Housing Fund for the 555 Kelly Avenue project.

Mercy Housing held two well-attended community engagement meetings, on March 27, 2023, and May 17, 2023, to solicit feedback and input on the proposed design and programming of the affordable housing project. Mercy Housing submitted a Preliminary Planning Application package to Half Moon Bay on April 26, 2023 and appeared before Half Moon Bay's Architectural Advisory Committee on June 8, 2023, to present the project and receive comments.

Mercy Housing submitted a funding application for the County of San Mateo's Affordable Housing Fund NOFA #11 on June 2, 2023, and will submit an application for funding under the California 2023 Multifamily Finance Super NOFA in July.

It's expected that the County/City and City/Mercy Housing ARPA grant agreements will be fully executed by the end of July 2023.

[Back to Top](#)

1.8 Affordable Housing Expertise for School Districts and Faith Community

Funding amount: \$125,000

Project Expenditure Category: EC 2.15 Long-term Housing Security: Affordable Housing*^

Project Start Date: TBD

Status: Not started

Project Overview

This allocation will pilot a project to provide affordable housing development consulting expertise to a small group of school districts and faith leaders interested in developing worker and/or affordable housing on their land for low-income residents and those impacted by the pandemic.

Use of Evidence

The pandemic has amplified the need for safe, affordable housing for all. This program unlocks land and generates housing options for lower income residents.

Performance Report

This project has not yet started.

[Back to Top](#)

1.9 Affordable Housing Expertise for Small/Mid-sized Cities

Funding amount: \$125,000

Project Expenditure Category: EC 2.15 Long-term Housing Security: Affordable Housing[^]

Project Start Date: TBD

Status: Not started

Project Overview

This allocation will support the start-up costs of a shared housing consultants program to provide small and mid-sized cities in the County with affordable housing development expertise for low-income residents and those impacted by the pandemic.

Use of Evidence

The pandemic has amplified the need for safe, affordable housing for all. This program unlocks land and generates housing options for lower income residents.

Performance Report

This project has not yet started. The anticipated start date is July/August 2023.

[Back to Top](#)

1.10 Housing-related Needs (TBD)

Funding amount: \$20,000,000

Project Expenditure Category: EC 2.15 Long-term Housing Security: Affordable Housing[^]

Project Start Date: n/a

Status: n/a

Project Overview

This funding will be used for all types of housing for vulnerable residents and those most impacted by the pandemic, including shelters and associated supportive services, interim housing and the supports needed by residents of those facilities, and development of affordable housing units.

Use of Evidence

The pandemic has amplified the need for safe, affordable housing for all. This funding will be allocated to projects that support the County's goal of functional zero homelessness through efforts to generate more affordable housing options and provide housing support for vulnerable and low-income residents.

Performance Report

Not applicable—these funds are set aside for future projects.

[Back to Top](#)

1.11 Working Together to End Homelessness Innovation Grants

Funding amount: \$2,406,726

Project Expenditure Category: EC 2.15 Long-term Housing Security: Affordable Housing*^

Project Start Date: January 31, 2023 for the City of Millbrae Innovation Grant; February 1, 2023 for Redwood City Innovation Grant; and TBD for the City of Half Moon Bay and WeHOPE Innovation Grant

Status: City of Millbrae and the City of Redwood City projects in progress; Coastside Safe Parking Initiative project still in development

Project Overview

The Working Together to End Homelessness (WTEH) Innovation Grant program was created to support the piloting of bold and innovative approaches to assist the 1,092 unsheltered residents of San Mateo County in engaging with service providers, and to help them successfully transition to interim or permanent housing. Programs addressing one or more of the following focus areas were eligible for grants: unsheltered residents living on the streets and in encampments; vehicularly housed residents living in cars, vans, and RVs; and/or economic self-sufficiency.

Three proposals were selected for funding:

- Redwood City's proposal will pilot multiple concepts to achieve functional zero homelessness within the city's jurisdiction and build on efforts to complement the Countywide Coordinated Entry System (CES). The city will expand and intensify homeless outreach utilizing a by-name list approach; assignment of outreach workers to specific encampments; developing and deploying an inter-agency coordination of HOT teams; providing Hotel Respite; on-demand shelter when appropriate; and working with County partners to address barriers and challenges for those hardest to serve who are still unsheltered. The amount to fund the WTEH grant to Redwood City totals \$1,047,450.
- Millbrae has developed and piloted a program to the unsheltered population surrounding the BART/SFO transportation corridor in their city to provide after-hours outreach, engagement, and case management services to individuals experiencing homelessness. This proposal would continue these after-hours services at BART/SFO transportation corridor. Services include linkage to shelter services, transportation assistance, service referrals, and other supportive services with the goal to rapidly outreach and engage unsheltered individuals. The amount to fund the WTEH grant to Millbrae totals \$370,572.
- Half Moon Bay and WeHope have come together to launch a Coastside Safe Parking Initiative. The program's goal is to provide vehicularly housed residents a safe and secure place to park their vehicles, provide use of hygiene facilities, and provide case management to assist them into interim housing and/or permanent housing. The amount to fund the WTEH grant to Half Moon Bay totals \$983,704.

Use of Evidence

Throughout the COVID-19 pandemic, the County has worked hard to safely house our homeless residents, a population that has been uniquely impacted by the public health emergency and its negative economic consequences. San Mateo County continues to see high numbers of unsheltered and vehicularly housed individuals. As a result, there is an ongoing need to identify individuals living on the streets and in vehicles, assess their housing and service needs, and

facilitate connection to shelter and other supportive services. Outreach teams work to locate, engage, stabilize and house chronically homeless individuals and families, and outreach activities serve to facilitate entry into San Mateo County's coordinated entry system (CES) for unsheltered persons and persons staying in vehicles. The County has also expanded medical, social, and behavioral health services for residents living on the streets and in encampments.

Performance Report

Redwood City WTEH grant agreement was executed on March 28, 2023, with a program commencement date of February 1, 2023, and an end date of June 30, 2024. Performance data through June 30, 2023, for the Redwood City WTEH project is as follows:

- 34 unsheltered residents have been transitioned into interim or permanent housing since the program began.
- Based on the number of encampments in the 2023 Redwood City PIT count, Redwood City has seen 44% of its encampments resolved since February 1, 2023.
- 119 unsheltered individuals have received outreach and engagement services in FY22-23.
- 22 unsheltered individuals have received case management services since February 1, 2023.
- 8 unsheltered clients participated in AOD services, 28 clients engaged medical services, and 10 clients participated in mental health services since February 1, 2023.
- The Redwood City WTEH grant began providing respite services in May 2023. Since that time, 13 individuals have received hotel respite program services with 5 exiting from the hotel respite program into shelter, housing, or ongoing services (these exit totals do not include June exits – these will be reported next quarter).
- Redwood City has not begun to track the percentage of unduplicated clients who receive housing subsidies who are still housed 6 months later.

The Millbrae BART WTEH grant agreement was executed on January 31, 2023, with a program commencement date of January 31, 2023 and an end date of June 30, 2024. Performance data through June 30, 2023, for the Millbrae WTEH project is as follows:

- 34 unsheltered individuals have outreach and engagement services.
- 10 unsheltered individuals have received case management services.
- 40 unsheltered individuals have been placed in temporary housing.
- 0 unsheltered individuals have been placed in permanent housing.

[Back to Top](#)

2. Vulnerable Populations

2.1 Homelessness Provider Mental Health & Wellness Support

Funding amount: \$200,000

Project Expenditure Category: EC 2.34 Assistance to Impacted Nonprofit Organizations (Impacted or Disproportionately Impacted)^

Project Start Date: March 8, 2020

Status: Complete

Project Overview

This program provided grants to community partner organizations that provided crucial services for homeless residents throughout the pandemic. Recipient organizations were able to use these funds to provide mental health and wellness support and resources for their staff.

Use of Evidence

Homelessness service providers were essential workers during the pandemic and provided vital services to the County's most vulnerable residents. This grant program supported the mental health of workers most impacted by the pandemic.

Performance Report

As of June 2022, grants ranging from \$5,500 to \$66,000 were awarded to agencies based on their number of staff and level of services provided to County clients. Awardees included: Abode, Coastside Hope, DC Partnership, Fair Oaks Community Center, Puente, YMCA, Samaritan House, LifeMoves, WeHOPE, StarVista, Pacific Resource Center, CORA, and Mental Health Association.

[Back to Top](#)

2.2 Home Delivered Meals Expansion for Older Adults

Funding amount: \$3,900,000

Project Expenditure Category: EC: 2.1 Household Assistance: Food Programs*^

Project Start Date: July 2021

Status: In progress

Project Overview

As a result of the COVID-19 pandemic, the state sponsored the Great Plates Delivered (GPD) program to provide home delivered meals to all individuals 65 years of age and older as they were required to shelter in place and were unable to access or prepare meals.

The Federal Emergency Management Agency, which authorized and fully funded the GPD program, ended the program on July 9, 2021. As of June 6, 2021, San Mateo County had served 4,683 older adults with 2.6 million meals through 84 local meal providers at a total cost of \$58,000,000 through the GPD program.

At the end of the Great Plates program, the need for meals continued—1,200 individuals were assessed as remaining homebound, isolated, and food insecure. The Board of Supervisors approved funding in the amount of \$3.9 million to continue meals for this vulnerable population. This allocation funded the program, called Second Course, through June 30, 2023. On July 11, 2023, the Board of Supervisors approved extending the program through September 30, 2024.

Use of Evidence

There was an ongoing need for meal delivery services by older adults who remained homebound, isolated, and food insecure at the end of the Great Plates Delivered program.

Performance Report

The County's Home Delivered Meals program started in July 2021. The following home delivered meal providers delivered 5 meals a week to approximately 1,000 older adults throughout San

Mateo County: City of Daly City, Self Help for the Elderly, Peninsula Volunteers, Inc., Senior Coastsiders.

By June 2023, Second Course provided 177,156 meals for 874 participants. The project was extended to allow for full expenditure of the funds allocated to meet the ongoing need for meals by older adults and to include meal availability for eligible homebound adults with disabilities.

Client Impact Stories:

Older adults participating in the program shared how Second Course has helped them:

- “I am really thankful for the meals I receive. When it comes to healthy aging, prevention is key, and Second Course has helped me to maintain good health and good nutrition.”
- “I am 83 years of age and have very bad knees requiring me to get Cortisone shots often. I cannot shop or stand to cook, and this helps me keep my nutrition up.”
- “I am 72 and am in treatment for stage 4 cancer. I have numbness (neuropathy) in my feet and hands. I thank you for this program.”
- “Second Course has been a god send. The meals helped keep my husband and I well fed as our health continues to decline. My husband is 83 years of age with Alzheimer’s, and I am his primary caretaker. My COPD is worsening and impacts every aspect of my life and prevents me from talking let alone cooking a meal from start to finish. I am grateful and don’t know how I would manage without this help.”

[Back to Top](#)

2.3 Unincorporated Area Financial Assistance

Funding amount: \$1,500,000

Project Expenditure Category: EC 2.3 Household Assistance: Cash Transfers**

Project Start Date: April 2022

Status: In progress

Project Overview

This funding allocation provides \$500 checks to households in the mid and south coast and North Fair Oaks who were heavily impacted by the pandemic and are at or below 60% of Area Median Income. The initial \$500,000 allocation aimed to support over 14,000 eligible households across the County.

Use of Evidence

Many residents of the Coastside and North Fair Oaks were heavily impacted by the pandemic. Some did not have steady work for months during the pandemic and still struggle to meet daily needs like groceries, gas, transportation, and rent.

Performance Report

By September 30, 2022, community organizations Coastside Hope and Puente disbursed \$250,000 of the initial allocation of grant funding for the coastside region. Coastside Hope assisted 250 households and disbursed \$125,000. Puente assisted 250 households and disbursed \$125,000. Given the success of the program, the County allocated an additional \$1,000,000 to the original \$500,000.

Client Impact Stories:

One recipient appreciated the flexibility of the funds stating, "Es lo mejor que pueden hacer en estos días, es bueno que nos ayuden con la renta pero aveces es mejor poder recibir el dinero directamente nosotros para nuestros gastos." *Translation: It is the best assistance you can do these days, it is good to be financially assisted with rent but sometimes it is better for us to receive the money directly so we cover our expenses.*

A grant recipient and her fiancé applied for the Unincorporated Area Financial Assistance Program after several months of financial hardship during the pandemic. Her fiancé had an accident in October 2021 and his father passed away, which delayed his return to work. Shortly after returning he was laid-off. These unforeseen circumstances affected the families' ability to cover their rent. This financial assistance helped the family with an urgent push toward financial stability. He returned to work in July 2022 and is working to gain more stability to sustain the family's expenses.

A grant recipient was a longtime community member who was financially impacted by the pandemic and had incurred tax debt. Puente assisted him with completing his 2021 taxes and making a payment plan with the IRS. He used the financial assistance to pay off the amount due in full. This tax debt felt insurmountable and was causing stress and these funds enabled him to regain strong emotional footing so he can work and maintain stability.

A grant recipient and her husband who works in construction were very happy to receive the \$500 grant because it would help alleviate the burden of buying school supplies and the gas expense for the household. Her household suffered a significant reduction in income during the pandemic. There were weeks when her husband didn't have any work at all. They were happy to qualify for the assistance because it was going to help with much-needed expenses. It was an unexpected, but a much needed boost to their financial situation.

[Back to Top](#)

2.4 Mental Health First Aid

Funding amount: \$200,000

Project Expenditure Category: EC 2.37 Social Determinants of Health: Other*^

Project Start Date: May 2022

Status: In progress

Project Overview

In May 2022, San Mateo County Behavioral Health and Recovery Services (BHRS) led a pilot to roll out the National Council for Mental Wellbeing's Mental Health First Aid Training (MHFA) across the County. BHRS has worked with elected officials representing areas heavily impacted by the pandemic, including Pacifica, San Carlos, South San Francisco, and Redwood City to coordinate training events. The \$200,000 ARPA funding will expand the program to reach more youth and adults across the County.

Use of Evidence

The pandemic has put considerable strain on many residents, particularly those most impacted by the pandemic. This program does not provide direct mental health services but does equip residents with strategies to help family members, friends, and neighbors who may be struggling with mental health issues.

Performance Report

Between April and June 2023, five (5) adult MHFA classes were conducted with sixty-four (64) individuals becoming First Aider certified; two (2) youth MHFA classes were conducted and

twenty-four (24) individuals becoming certified. There were three (3) Be Sensitive Be Brave Mental Health workshops conducted with a total of fifty-two (52) participants. Cities participating were Daly City, Millbrae, and South San Francisco.

The cultural adaptation for Be Sensitive Be Brave in the Tongan language for the Pacific Islander community was completed. Both the Mental Health and Suicide Prevention workshops were piloted and facilitated by Maata Misinale, Patient Services Assistant at our BHRS East Palo Alto Clinic and William Halapua, community member. BSBB Mental Health was delivered on May 20 and May 28 with a total of forty-eight (48) participants. Forty-two (42) participants attended the BSBB Suicide Prevention on June 10 and June 24. The Tongan facilitators are planning to provide 1 BSBB training per month in FY23/24.

For FY2023/2024, BHRS Office of Diversity & Equity is contracting with Kingdom Love, LLC to schedule, coordinate, and deliver MHFA trainings utilizing certified instructors from the community. The funding from the ARPA grant of \$200,000 will be used to fund up to 37 of these trainings. This contract is in addition to Daly City Partnership, One East Palo Alto, Peninsula Resolution Conflict Center, Star Vista and Voices of Recovery, who are also contracted to deliver MHFA.

[Back to Top](#)

2.5 Second Harvest of Silicon Valley Emergency Food Assistance

Funding amount: \$4,550,000

Project Expenditure Category: EC: 2.1 Household Assistance: Food Programs*^

Project Start Date: December 15, 2021

Status: ARPA funding contribution expended

Project Overview

Second Harvest Food Bank reported that, during the COVID-19 pandemic, the demand for food rose 40% in San Mateo County. This funding helped support ongoing food needs to prevent food insecurity for the County's most vulnerable residents.

Use of Evidence

The Second Harvest of Silicon Valley Food Bank experienced a surge of demand for food since the onset of the pandemic. This funding helped provide meals to low-income households.

Performance Report

From January to December 2022, Second Harvest distributed 37,000,000 pounds of food to an average 36,000 households per month. The County's \$4,550,000 investment contributed to this effort.

[Back to Top](#)

2.6 Full-service Community Outreach Pilot Program

Funding amount: \$500,000

Project Expenditure Category: EC 2.19 Social Determinants of Health: Community Health Workers or Benefits Navigators*^

Project Start Date: TBD

Status: Not started

Project Overview

This funding may be used to develop a pilot program focused on outreach to the Latinx community that was heavily impacted by the pandemic. The program would build on the Promotora model that was used by San Mateo County Office of Community Affairs (OCA) for 2020 Census outreach and throughout the pandemic.

Use of Evidence

The Gardner Center's needs assessment research found that outreach, especially to the Latinx community, should be expanded to ensure that impacted residents can access critical programs. Community members suggested a Promotora model, where trusted nonprofits serve as outreach providers for multiple County programs.

Performance Report

This project has not yet started.

[Back to Top](#)

3. Economic Recovery

3.1 Environmental Health Fee Waiver/Grants for Businesses

Funding amount: \$5,150,000

Project Expenditure Category: EC 2.29 Loans or Grants to Mitigate Financial Hardship^

Project Start Date: July 2021

Status: Complete

Project Overview

This allocation provided one-time support to businesses to offset revenue losses incurred due to restrictive COVID-19 Health Orders.

Use of Evidence

Throughout the pandemic, lock-down orders, reduced hours, and cost of PPE and other supplies put a financial burden on businesses. Waiving permitting fees for businesses was one way to provide relief to businesses impacted by the pandemic.

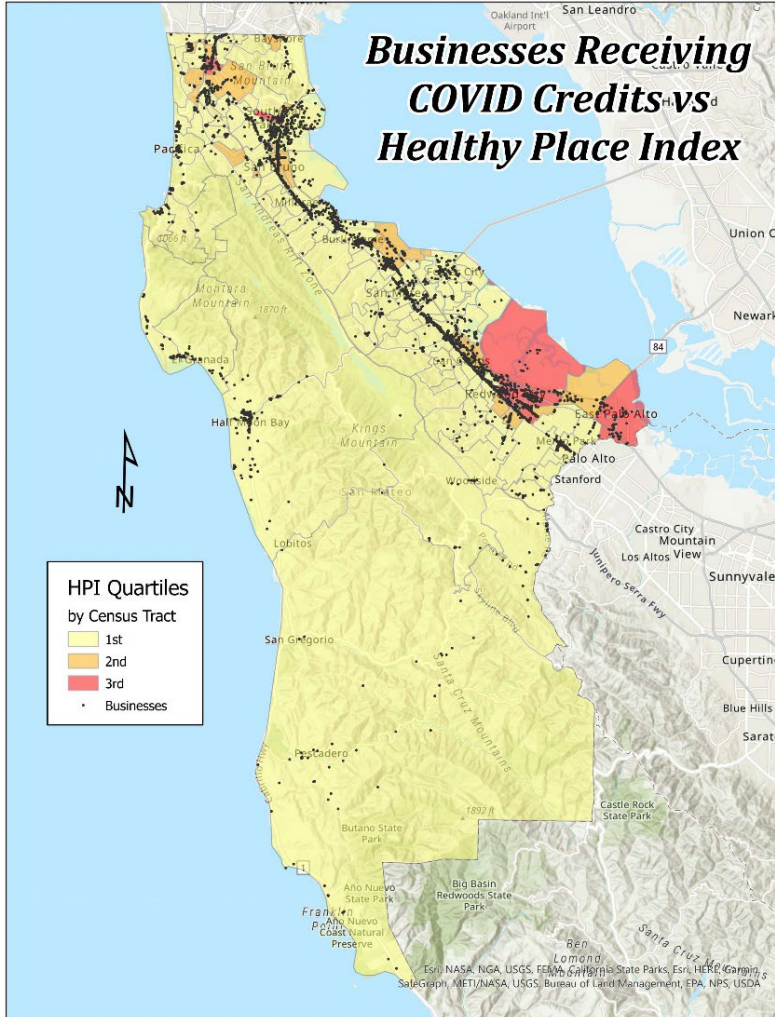
Performance Report

6,737 businesses benefited from the ARPA-funded one-year Fee Credit in FY 2021-22 and 78% of businesses that received the ARPA funded Fee Credit remained open throughout the pandemic.

The CA Healthy Places Index map shows the breakdown of businesses benefiting from this specific program:

- Quartile 1 (75-100%): 4,253 (63%)
- Quartile 2 (50-75%): 1,479 (22%)
- Quartile 3 (25-50%): 1,005 (15%)
- Quartile 4 (0-25%): 0

Figure 1: Environmental Health Fee Waiver/Grant Recipients



[Back to Top](#)

3.2 Workforce Development Pilot Program

Funding amount: \$400,000

Project Expenditure Category: EC 2.10 Assistance to Unemployed or Underemployed Workers (e.g. job training, subsidized employment, employment supports or incentives) *^

Project Start Date: March 22, 2022

Status: Complete

Project Overview

Under a contract with the County, NOVAworks conducted a pilot project to test a “whole-person” approach to workforce development—that provides wrap-around support to help clients meet all their needs while training for a new job and working in an apprenticeship. The pilot phase aimed to serve a total of 35 clients (25 adults and 10 youth) from historically excluded communities with limited access to career opportunities, who were also negatively impacted by the COVID-19

pandemic. The target communities for recruiting participants included North Fair Oaks, East Palo Alto, Belle Haven, Daly City, and the Coastsides.

Use of Evidence

Many of the County’s most vulnerable residents became unemployed or underemployed during the pandemic. The County partnered with NOVAworks in 2020 to pilot a workforce development program, but at that time, vaccines were not yet available and many participants did not feel comfortable going back to the workplace. The initiative was reestablished in a 2022 pilot project to provide workforce supports for the County’s most impacted residents.

Performance Report

NOVAworks completed the Whole-Person Pilot in February 2023. In total, NOVAworks screened 451 adults and enrolled 25 in the pilot program. All adult participants are residents of low-income communities and 22 belong to communities of color. The demographic breakdown of adult participants is summarized in the charts below.

Figure 2: Adult Pilot Project Participants by Age and Gender

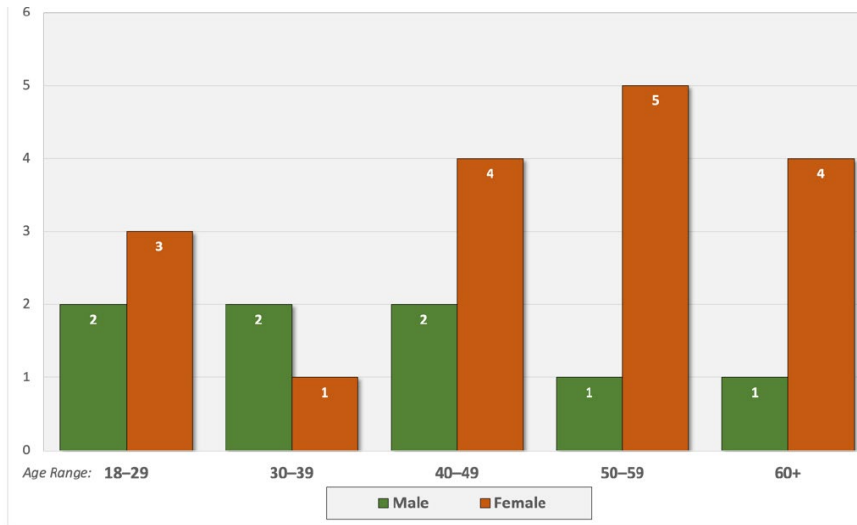
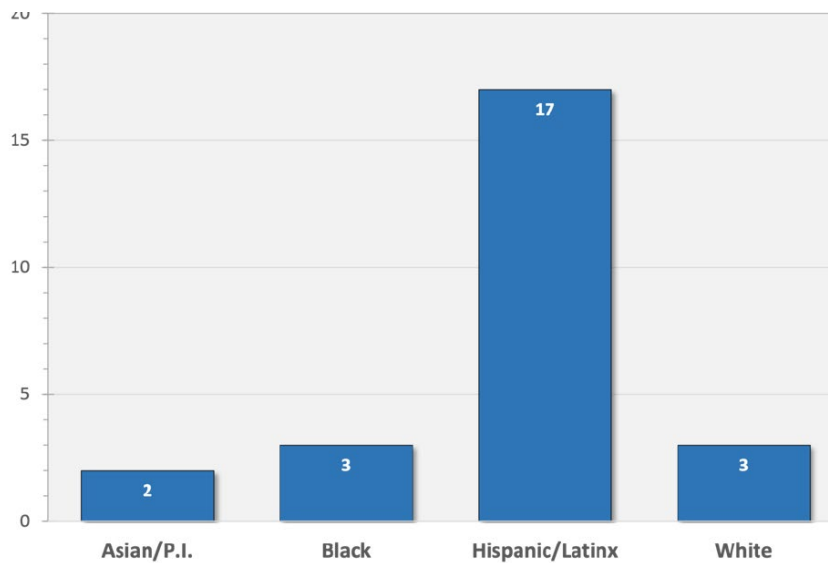


Figure 3. Adult Pilot Project Participants by Race/Ethnicity of Grant Recipient



At the end of the pilot in February 2023, 15 participants were employed, 17 were actively engaged in and/or had completed training programs, 21 received supportive services, and 5 had been promoted in their new positions. Training services included computer training, Udemy and certification in IT, lactation, Google Grow, and human resources.

Supportive services provided to pilot participants included rent payments, car loan payments, car repairs, food, gas, cell phone/Internet and licensing fees.

Client Impact Stories:

- “I lived off my savings for several months as I looked for work with no luck...[NOVAworks advisor] stepped in and helped review my resume again and has helped me get into the Google certification program.”
- “When my family had almost no food or water at the house, I was blessed with the resources to help with that struggle...Thanks to God and NOVAworks, my prayers have been answered and the amazing help has been like no other to me.”
- “I hope NOVAworks will be a continued resource for communities to benefit from in their new path of job seeking.”

NOVAworks also completed a summer youth pilot program in 2022. NOVAworks screened 16 young adults attending 8 high schools in San Mateo County and enrolled 10 in the youth pilot program for summer 2022. Youth participants included 1 Pacific Islander, 2 Latinx, 3 Asian, 2 White, 1 Black: 2 females, and 1 non-binary. Youth participants were provided work-readiness training and subsidized work experience at local San Mateo County businesses. At the end of the summer, 2 participants continued their work experience; 3 returned to their senior year of high school; 1 was in unsubsidized employment; and 4 started community college.

[Back to Top](#)

3.3 County Contribution to South San Francisco Economic Advancement Center

Funding amount: \$200,000

Project Expenditure Category: EC 2.30 Technical Assistance, Counseling, or Business Planning**

Project Start Date: July 2021

Status: Funds dispersed, but project is ongoing

Project Overview

In 2021, the County contributed \$200,000 to help establish an Economic Advancement Center (EAC) in downtown South San Francisco. The EAC offers coaching, classes, and business assistance to small business owners and entrepreneurs in the northern part of the County through a contract with Renaissance Entrepreneurship Center (REC). Job seekers receive assistance with resumes, interviewing, career planning, and other support at the EAC with counselors from JobTrain. See the Economic Advancement Center website for more information: <https://www.ssf.net/departments/economic-community-development/economic-development/community-development-block-grant/economic-advancement-center-eac>

Use of Evidence

Many County residents became unemployed or underemployed during the pandemic, and many small business owners struggled. The EAC facility in South San Francisco provides easily accessible resources for many business and job seekers in communities heavily impacted by the pandemic.

Performance Report

The EAC began virtual operations in July of 2021 and moved into offices at 366 Grand Avenue in February 2022.

From *July 2022 through March 2023*, JobTrain has provided 409 job readiness services to 115 clients. The most common services provided included resume assistance, providing information and referrals, job search assistance, and career advising. These services resulted in 56 job placements, including 43 full-time positions. The demographic breakdown of clients served is shown in the table below.

Table 4. Job Readiness Services - Client Demographics (July 2022 - March 2023)

Female	Male	Asian	Black/ African Amer	Other Races or Biracial	White	Hispanic /Latino
52%	48%	11%	5%	5%	10%	69%

In the three month period from *January 2023 to March 2023*, Renaissance served 54 clients. The demographic breakdown is shown in the table below. Client services included class/workshops (training), consultations (technical assistance), and grant assistance.

Table 5. Small Business Owner and Entrepreneur Services - Client Demographics (January 2023 – March 2023)

Female	Male	Asian	Black/ African Amer	Other Races or Biracial	White	Hisp /Latino	Immigrant	Extremely- low to Moderate income
81%	19%	20%	2%	49%	30%	63%	57%	76%

[Back to Top](#)

3.4 SMCStrong Small Business Assistance Program

Funding amount: \$2,000,000

Project Expenditure Category: EC 2.29 Loans or Grants to Mitigate Financial Hardship

Project Start Date: September 2021

Status: Complete

Project Overview:

In July 2021, the Board of Supervisors approved \$2,000,000 to provide grants to small businesses in San Mateo County that had been negatively financially impacted by the COVID-19 pandemic; had income of \$120,000 or less; and hadn't received county, state, or federal grant funds in the preceding 12 months. In October 2021, the Board of Supervisors approved an increase in the income eligibility requirement to \$1,000,000 for food-related businesses and \$500,000 for all other businesses.

Use of Evidence:

The Renaissance Entrepreneurship Center conducted a survey of local small businesses in 2021 and found that 98% of responding businesses that received grant funds during the pandemic were still in business as of December 2021. However, 73% of those respondents said they needed additional relief to sustain their business. These survey results as well as consistent communication with SAMCEDA, Renaissance, Chambers of Commerce, City Economic/Community Development Departments, and on-the-ground outreach to the most impacted communities by the Office of Community Affairs, Chinese Peninsula Business Association, and Environmental Innovations, highlighted the need for grant programs for businesses heavily impacted by the pandemic.

Performance Report:

This program provided \$10,000 grants to 248 local businesses. The geographic and demographic breakdown of grantees is shown below. The map includes the Healthy Places Index (HPI), with the darker shades (bottom quartiles) representing the areas of greatest need.

Figure 4. SMCStrong Small Business Grant Recipients

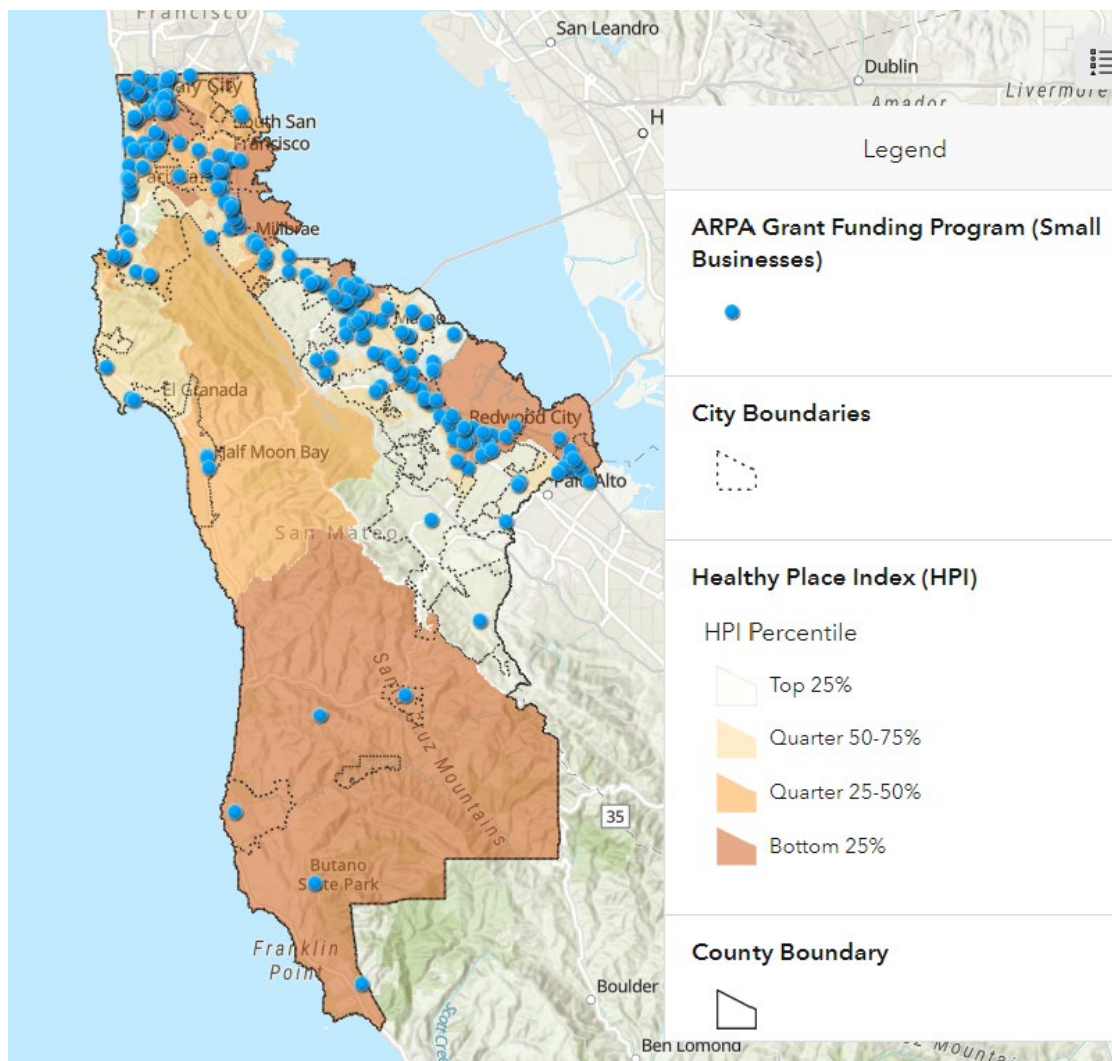


Figure 5. SMCStrong Small Business Grant Recipients by Ethnicity and Gender

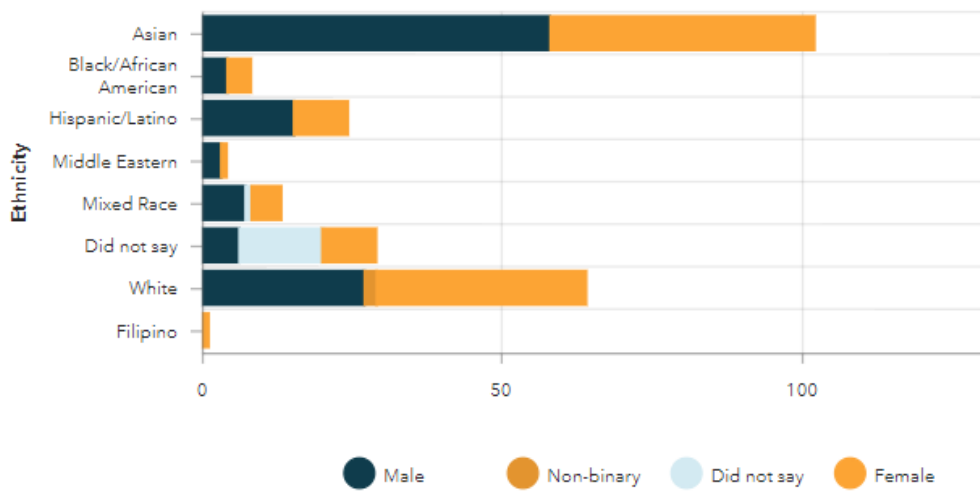
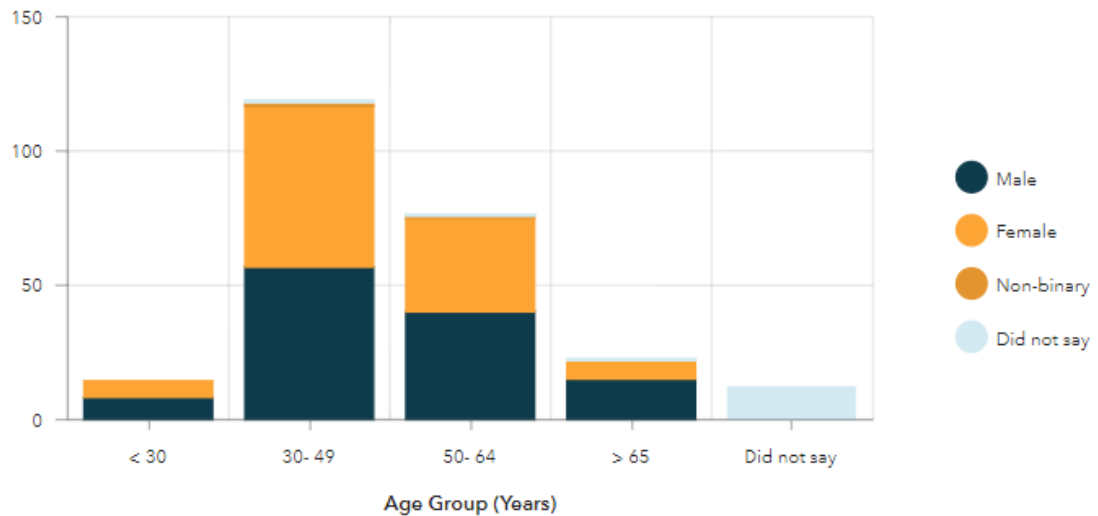


Figure 6. SMCStrong Small Business Grant Recipients by Age Group and Gender



Grantee Impact Stories:

Some of the grantees shared how the funding helped their businesses:

- Tokemoana Foods in North Fair Oaks: “The grant funds really helped my business. We paid bills, covered payroll expenses, hired administrative staff, and strategically pivoted our online presence. As a result, our sales have increased. We are so grateful.”
- Arte Azul in South San Francisco: “The grant helped us rebrand, create a web page, and purchase products to pivot from running events to selling products online. The funds also helped us to relaunch our Viva Frida event this fall, where we invited more than 30 other small businesses to sell their products, make their brand known and build community. Many of these small businesses are the ones that we also support in our online store. The idea is to see how we help each other push forward and thrive.”

[Back to Top](#)

3.5 Microfood business grant program

Funding amount: \$500,000

Project Expenditure Category: EC 2.29 Loans or Grants to Mitigate Financial Hardship

Project Start Date: December 2021

Status: Complete

Project Overview

This allocation provided grants of up to \$10,000 to microfood businesses permitted in San Mateo County that experienced economic hardship due to the COVID-19 pandemic. The program supported cottage food operators, caterers, food trucks, food carts, commissaries, and incubator kitchens in an effort to offset losses in revenue due to the COVID-19 pandemic, ensure continued operation, and assist in covering current business operating expenses. Applicants who were members of a household that had a 2020 gross household income at or below 100% of Area Median Income (“AMI”) were prioritized upon selection.

Use of Evidence

The Renaissance Entrepreneurship Center conducted a survey of local small businesses in 2021 and found that 98% of responding businesses that received grant funds during the pandemic were still in business as of December 2021. However, 73% of those respondents said they needed additional relief to sustain their business. These survey results as well as consistent communication with SAMCEDA, Renaissance, Chambers of Commerce, City Economic/Community Development Departments, and on-the-ground outreach to the most impacted communities by the Office of Community Affairs, Chinese Peninsula Business Association, and Environmental Innovations, has highlighted the need for grant programs for businesses heavily impacted by the pandemic.

Performance Report

This program provided 100 grants in the amounts of \$2,500, \$5,000, or \$10,000 to food trucks, food carts, and caterers. The fund distribution by business type, grantee business location, and demographic breakdown of grantees is shown below. The map includes the Healthy Places Index (HPI), with the darker shades (bottom quartiles) representing the areas of greatest need.

Figure 7. Microfood Business Grant Recipients

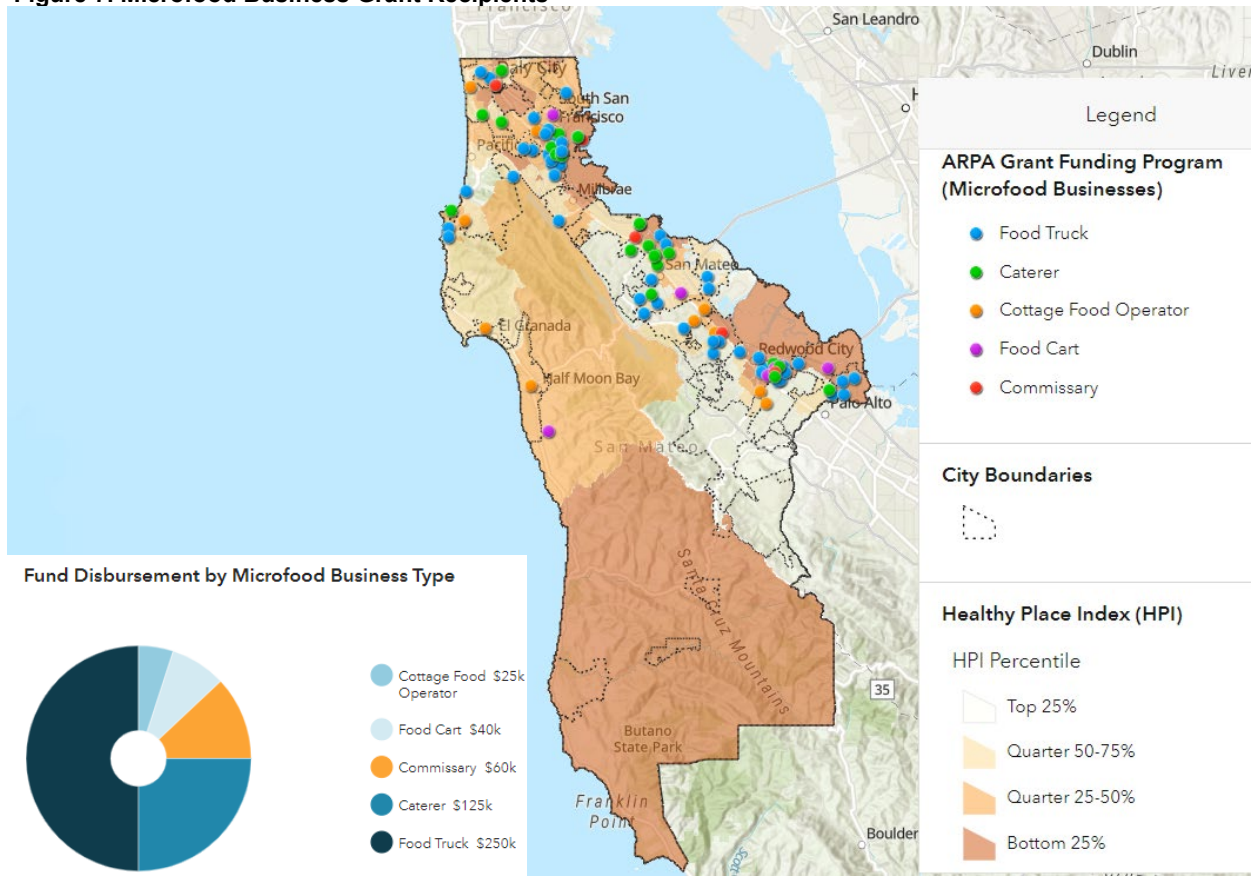


Figure 8, Microfood Business Grant Recipients by Ethnicity and Gender

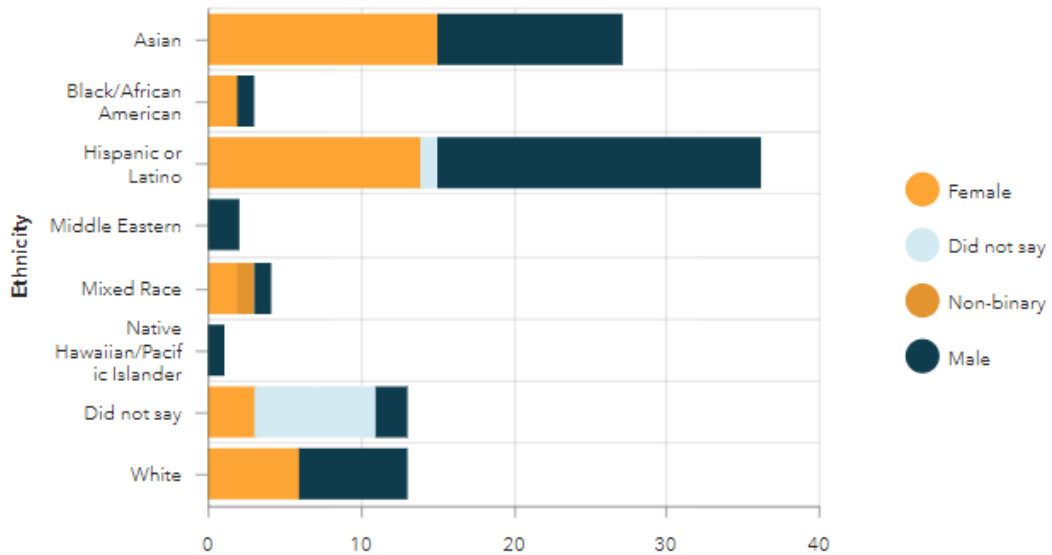
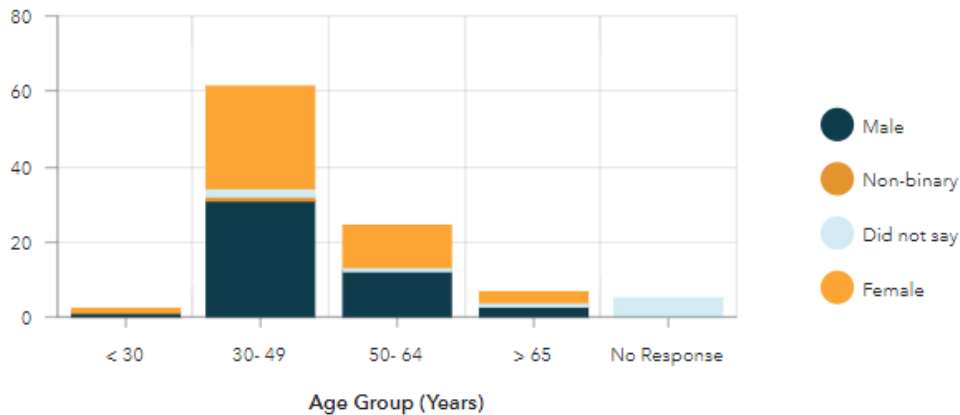


Figure 9. Microfood Business Grant Recipients by Age Group and Gender



[Back to Top](#)

3.6 Microenterprise Home Kitchen Ordinance (MEHKO)

Funding amount: \$300,000

Project Expenditure Category: EC 2.29 Loans or Grants to Mitigate Financial Hardship

Project Start Date: January 2022

Status: Complete

Project Overview

This allocation provided \$2,500 grants to each newly permitted microenterprise home kitchen operator (MEHKO) in San Mateo County. The intent of the grant was to offset the negative financial impact of COVID-19 on their business and household.

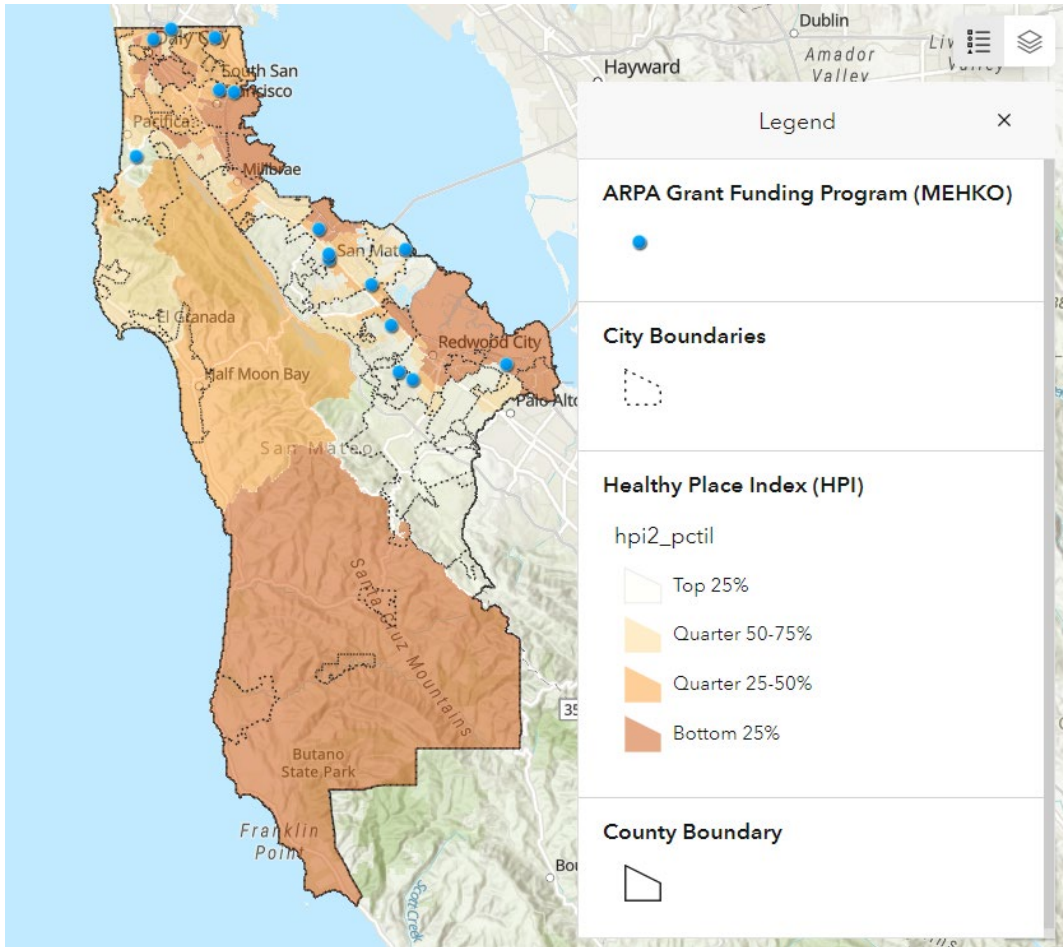
Use of Evidence

The Renaissance Entrepreneurship Center conducted a survey of local small businesses in 2021 and found that 98% of responding businesses that received grant funds during the pandemic were still in business as of December 2021. However, 73% of those respondents said they needed additional relief to sustain their business. These survey results as well as consistent communication with SAMCEDA, Renaissance, Chambers of Commerce, City Economic/Community Development Departments, and on-the-ground outreach to the most impacted communities by the Office of Community Affairs, Chinese Peninsula Business Association, and Environmental Innovations, has highlighted the need for grant programs for businesses heavily impacted by the pandemic.

Performance Report

The County Environmental Health Department approved 26 businesses with the MEHKO permit and began the grant program in January 2022. All 26 permitted microenterprise home kitchens were notified of the grant opportunity and 15 were awarded the grant. The geographic distribution of grantees is shown below. The map includes the Healthy Places Index (HPI), with the darker shades (bottom quartiles) representing the areas of greatest need.

Figure 10. Microenterprise Home Kitchen (MEHKO) Grant Recipients



[Back to Top](#)

3.7 North Fair Oaks (NFO) Small Business Grant Programs

Funding amount: \$500,000 (Round 1) and \$750,000 (Round 2)

Project Expenditure Category: EC 2.29 Loans or Grants to Mitigate Financial Hardship

Project Start Date: May 2022

Status: Complete

Project Overview

The North Fair Oaks area is a major commercial center in unincorporated San Mateo County, one of the lowest income areas in the County, and one of the communities most adversely impacted by the pandemic. Additionally, despite door-to-door, in-language outreach for many of its small business COVID-19 relief programs, participation in these programs had been lower in North Fair Oaks than in many communities. For that reason, in May 2022, this grant program was created to assist small businesses specifically in the North Fair Oaks community. The funding amount included a \$500,000 allocation of ARPA funding and an additional \$15,000 from the Silicon Valley Community Foundation.

Because of the success of the original North Fair Oaks grant program and the continued need in the area, the Board of Supervisors approved an additional \$750,000 in ARPA funding. These funds provided a second \$5,000 grant to the 103 North Fair Oaks businesses that received \$5,000 grants previously (Round 1) and are still in business. The remaining funds were used to provide \$10,000 grants for businesses that didn't receive grants in the first round.

Use of Evidence

The Renaissance Entrepreneurship Center conducted a survey of local small businesses in 2021 and found that 98% of responding businesses that received grant funds during the pandemic were still in business as of December 2021. However, 73% of those respondents said they needed additional relief to sustain their business. These survey results as well as consistent communication with SAMCEDA, Renaissance, Chambers of Commerce, City Economic/Community Development Departments, and on-the-ground outreach to the most impacted communities by the Office of Community Affairs, Chinese Peninsula Business Association, and Environmental Innovations, has highlighted the need for grant programs for businesses heavily impacted by the pandemic.

Performance Report

As of September 30, 2022, all Round 1 funding was expended, which provided 103 grants to North Fair Oaks businesses.

In November 2022, the Board of Supervisors approved an additional \$750,000 in ARPA funding to provide \$5,000 to the NFO businesses that received \$5,000 grants in Round 1 and were still in business; and to provide the remaining funds for grants of \$10,000 each to businesses that did not receive grants in Round 1.

In total, this program provided grants to 130 businesses in North Fair Oaks. 123 businesses received \$10,000 grants, and 7 businesses received \$5,000 grants. The 130 businesses are mapped below, along with the demographic breakdown for grantees.

Figure 11. North Fair Oaks Small Business Grant Recipients



Figure 12. Small Business NFO Grant Recipients by Ethnicity and Gender

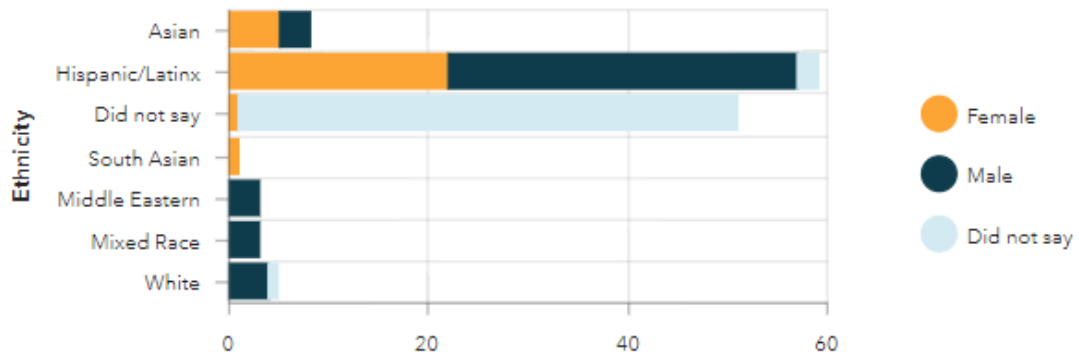
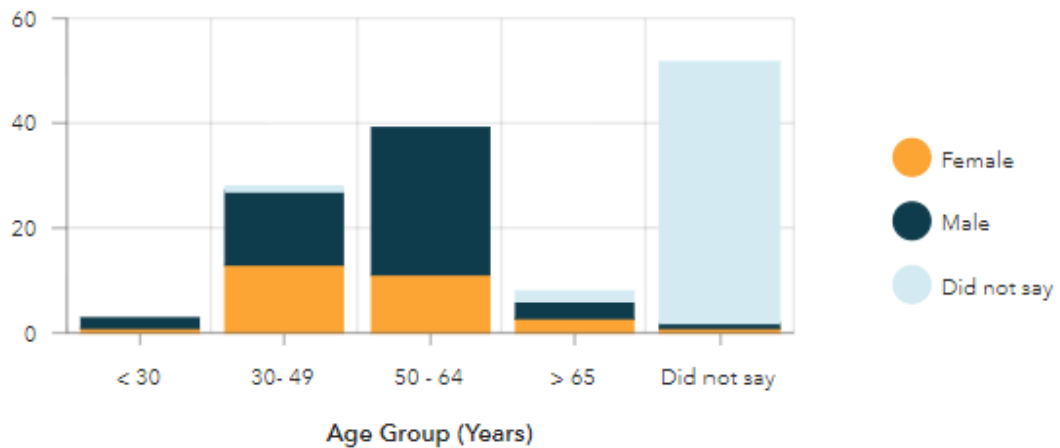


Figure 13. Small Business NFO Grant Recipients by Age Group and Gender



[Back to Top](#)

3.8 Certification Support for Women-owned and Minority-owned Businesses (BizCert Program)

Funding amount: \$200,000

Project Expenditure Category: EC 2.30 Technical Assistance, Counseling, or Business Planning**

Project Start Date: July 2022

Status: In progress

Project Overview

This allocation funds a program that helps women-owned businesses and minority-owned businesses impacted by the pandemic become certified under federal and state rules. This certification makes businesses more competitive for many state, local, and other organization procurements. Renaissance Entrepreneurship Center (Renaissance) will implement the 18-month program and serve candidate businesses with guidance, training, and case management to help them secure certifications. The program aims to serve at least 40 business candidates.

The project was initiated to foster approaches that integrate greater equity into meeting the needs of the most vulnerable and diverse populations in San Mateo County, and qualify business owners who are lower-income, persons of color and women residents of San Mateo County to bid on and secure contracts with corporations and government entities.

Use of Evidence

Many businesses struggled during the pandemic. This program helps women-owned and minority-owned businesses that were disproportionately affected become more competitive for future procurement opportunities.

Performance Report

Renaissance launched the BizCert program in late 2022. More information about the program, including eligibility survey, FAQs, and videos in English and Spanish can be found on the program website: <https://www.rencenterbizcert.org/>.

Table 6. Certification Support for Women-owned and Minority-owned Businesses Progress Status

Performance Goal	Q2	Q3	Status
35 businesses receiving certification, capacity building, and industry specific assistance	7 served	13 served	57% attained, with 20 businesses receiving assistance
30 businesses securing WBE, MBE or Section 3 business certification		2 businesses	<1% achieved, two business owners received certification in Quarter 3
25 businesses securing new contracting opportunities			No businesses have secured new contracting opportunities

[Back to Top](#)

3.9 Technical Assistance for Small Businesses

Funding amount: \$400,000

Project Expenditure Category: EC 2.30 Technical Assistance, Counseling, or Business Planning*^

Project Start Date: TBD

Status: Not started

Project Overview

This program will provide information and resources to small businesses impacted by the pandemic to help them comply with Americans with Disabilities (ADA) requirements and increase accessibility in the County. This project is currently in the design phase and will target assistance to businesses heavily impacted by the pandemic and business owners who are English language learners. The County is working with partners to best match the program with the needs of local businesses.

Use of Evidence

Small businesses, including those heavily impacted by the pandemic, often lack the expertise or resources to ensure compliance with ADA requirements. This program gives small businesses the information and support needed to comply with ADA requirements.

Performance Report

This project has not yet started.

[Back to Top](#)

3.10 Small Business and Job Seeker Centers

Funding amount: \$5,000,000

Project Expenditure Category: EC 2.30 Technical Assistance, Counseling, or Business Planning**^

Project Start Date: NFO Economic and Employment Center - January 2023; Coastside Opportunity Center - pending

Status: In progress

Project Overview

In 2021, the County contributed \$200,000 to help establish an Economic Advancement Center (EAC) in downtown South San Francisco. The EAC offers coaching, classes, and business assistance to small business owners and assistance with resumes, interviewing, career planning, and other support to job seekers. Given the success of the EAC, the Board of Supervisors approved \$5,000,000 for start-up costs and two years of operation for two additional small business and job seeker centers, one in North Fair Oaks and a second in Half Moon Bay to serve coastside residents. Both new centers are located in communities most impacted by the pandemic.

Use of Evidence

Many County residents became unemployed or underemployed during the pandemic, and many small business owners struggled. These two new facilities, modeled on the success of the South San Francisco EAC, will provide easily accessible resources for many business and job seekers in North Fair Oaks and Coastside communities that were heavily impacted by the pandemic.

Performance Report

North Fair Oaks Economic and Employment Center:

In January 2023, the County contracted with service providers for the new North Fair Oaks Economic and Employment Center. Renaissance Entrepreneurship Center (Renaissance) will provide services to small business owners and entrepreneurs and JobTrain will provide services to job seekers.

From April 1, 2023, to June 30, 2023, JobTrain provided the following services to 98 overall unduplicated clients:

- 37 Career Training Enrollments (including building maintenance, certified nursing assisting, culinary arts, IT services, medical assisting, project build, and tech sales)
- 52 Skills Upgrades
- 8 Supportive Services
- 21 Job Readiness
- 5 Workshops

Table 7. Job Readiness Services - Client Demographics

	Skills Upgrade Programming	Job Readiness Services	Supportive Services	Workshops	Total
Enrolled / Registered	52	21	8	5	98
Completed	1	21	8	5	35
Male	20	11	5	4	50
Female	32	10	3	1	48
Nonbinary	0	0	0	0	0
Hispanic	47	19	8	3	86
African American	1	0	0	0	1
White (non Hispanic)	2	1	0	1	8
Multiracial	2	0	0	1	3
Income Level-Extremely Low	Data Not Collected	3	1	Data Not Collected	3
Income Level-Very Low	Data Not Collected	2	2	Data Not Collected	4
Income Level-Not Low	Data Not Collected	1	0	Data Not Collected	1
Income-NO DATA	Data Not Collected	15	5	Data Not Collected	33
Preferred Language is not English	Data Not Collected	8	1	Data Not Collected	6
US Citizen	7	6	4	1	21
Location- Menlo Park	20	0	4	2	32
Location-Redwood City	32	19	4	3	66

Renaissance Entrepreneurship Center’s North Fair Oaks-based classes this quarter served 49 students from within and outside of the boundaries of North Fair Oaks, including 12 (25%) from North Fair Oaks, 34 (69%) from Redwood City, and 3 (6%) from Menlo Park.

Of the 49 clients:

- 100% (49) reported their gender. 75% (37) were women, and 25% (12) were men.
- 100% (49) shared their race & ethnicity: 78% (38) were Other - Hispanic; 4% (2) were Asian, 16% (8) were White - Non-Hispanic, and 2% (2) were Black - Non-Hispanic.
- 100% (49) shared their immigrant background: 78% (38) were immigrants
- 100% (49) shared their sexual orientation: 98% (48) identified as straight/heterosexual
- 100% (49) shared their household income; of those, 82% (40) are extremely-low to moderate-income.

Table 8. Small Business Owner and Entrepreneur Services - Client Demographics

	Technical Assistance (Consultations)	Technical Assistance & Training (Both)	Training (Classes or Workshops)	Total
Female	18	6	13	37
Male	8	2	2	12
Asian	0	0	2	2
Black/ African American	0	0	1	1
Other Races or Biracial	23	6	9	38
White	3	2	3	8
Not Hispanic / Latino	3	2	6	11
Hispanic / Latino	23	6	9	38
Not an Immigrant	3	2	6	11
Immigrant	23	6	9	38
LGBTQ	0	0	1	1
Straight / Heterosexual	23	8	15	46

	Technical Assistance (Consultations)	Technical Assistance & Training (Both)	Training (Classes or Workshops)	Total
Extremely low to Moderate income	24	5	11	40
Menlo Park	0	0	3	3
North Fair Oaks	9	1	2	12
Redwood City	15	6	13	34

Opportunity Center of the Coastside

The County of San Mateo and the City of Half Moon Bay are finalizing the agreement for the Opportunity Center of the Coastside.

[Back to Top](#)

3.11 Choose Local San Mateo

Funding amount: \$115,500

Project Expenditure Category: EC 2.29 Loans or Grants to Mitigate Financial Hardship

Project Start Date: November 2021

Status: Complete

Project Overview

In November 2021, the County partnered with Colu Technologies to develop the Choose Local San Mateo County app to support local businesses. This project was funded in part with ARPA funds. The program provided critical boosts for business districts and celebrated the diversity of small business owners and operators. While many cities launched similar initiatives, the County of San Mateo was the first jurisdiction to take a countywide, regional approach to economic recovery and leverage mobile app technology.

Choose Local was designed to empower community members to shop local and support hard-working small business owners and employees in their neighborhood and surrounding communities. The easy-to-use Choose Local San Mateo County mobile app enabled shoppers to earn rewards automatically at hundreds of participating local businesses, which included restaurants, cafes, spas, boutiques, yoga studios, and more impacted by pandemic-related public health shutdowns and operating restrictions. Through profiles and stories within the app, Choose Local San Mateo County shined a spotlight on local businesses and allowed them to attract more customers. App users were able to discover the diversity of local businesses, get to know the stories about owners, employees and services, and earn SMC Points, which could be redeemed later at select businesses around town.

Use of Evidence

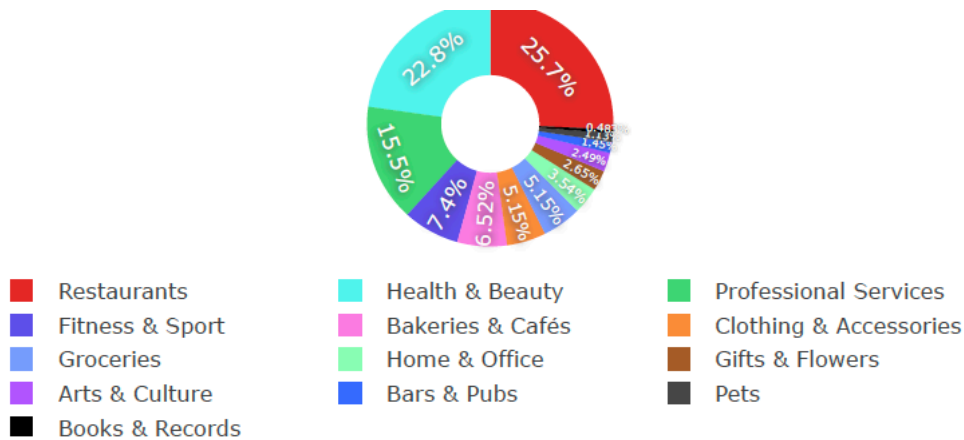
The Renaissance Entrepreneurship Center conducted a survey of local small businesses in 2021 and found that 98% of responding businesses that received grant funds during the pandemic were still in business as of December 2021. However, 73% of those respondents said they

needed additional relief to sustain their business. These survey results as well as consistent communication with the San Mateo County Economic Development Association (SAMCEDA), Renaissance, Chambers of Commerce, City Economic/Community Development Departments, and on-the-ground outreach to the most impacted communities by the Office of Community Affairs, Peninsula Chinese Business Association, and Environmental Innovations, has highlighted the need for financial assistance programs for businesses heavily impacted by the pandemic.

Performance Report

The Choose Local app had 3,871 registered users download the app (1,020 users linked a credit card). 1,243 businesses signed up to redeem points. The types of businesses that participated in the program are shown below.

Figure 14. Choose Local Participating Businesses by Category



The app facilitated users to shop local at the 1,243 participating small businesses and earned \$46,331 in SMC points. The economic impact of these transactions equated to \$806,610 in economic activity across the County between November 2021 and October 2022. A city-by-city breakdown is shown in the table below.

Table 9. Number of Choose Local Participating Businesses and Economic Activity by City

City	Businesses	Economic Activity
Belmont	193	\$87,359.05
Brisbane	1	\$754.77
Burlingame	13	\$2,148.73
Daly City	46	\$3,542.95
East Palo Alto	93	\$341.56
Half Moon Bay Coastside	10	\$4,612.44
Menlo Park	238	\$34,477.65
Millbrae	58	\$52,877.36
North Fair Oaks	53	\$11,815.35

City	Businesses	Economic Activity
Pacifica	6	\$356.59
Redwood City	69	\$112,953.72
San Bruno	6	\$3,015.93
San Carlos	62	\$176,615.27
San Mateo	344	\$280,422.13
South San Francisco	51	\$35,317.13

[Back to Top](#)

4. Children and Families

4.1 2022 Summer Enrichment Grant Program

Funding amount: \$3,300,000

Project Expenditure Category: EC 2.11 Healthy Childhood Environments: Child Care[^]

Project Start Date: February 8, 2022

Status: Complete

Project Overview

This grant program provided 68 summer enrichment programs with grants ranging from \$5,000 to \$260,000 to expand access for socio-economic disadvantaged (SED) students, students with special needs, and students who are English Language Learners. The geographic distribution of grant funds was based on the relative population of SED students across the County. This methodology helped to ensure the grant funding increased summer enrichment opportunities for students with the greatest need and who experienced the greatest impacts of the pandemic.

Use of Evidence

Childcare providers and educators cited the ongoing need for enrichment opportunities, particularly for socio-economic disadvantaged students. This grant program provided student scholarships and additional slots in quality summer programs. The County also contracted with an evaluation consultant, Harder+Company, to determine the impacts of the 2022 summer grant program and help inform future grant programs.

Performance Report

A full list of summer enrichment grant recipients can be found on the County Executive's Office website: <https://www.smcgov.org/ceo/summer-enrichment-grant-recipients-april-2022>. The funding breakdown by type of grantee and geographic area are shown below.

Figure 15. 2022 Summer Enrichment Fund Disbursement by Type of Program

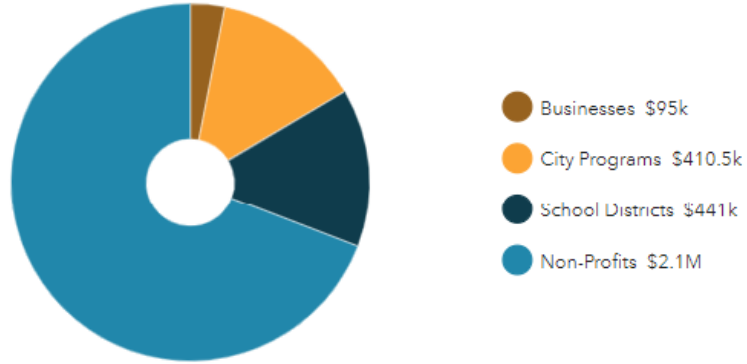
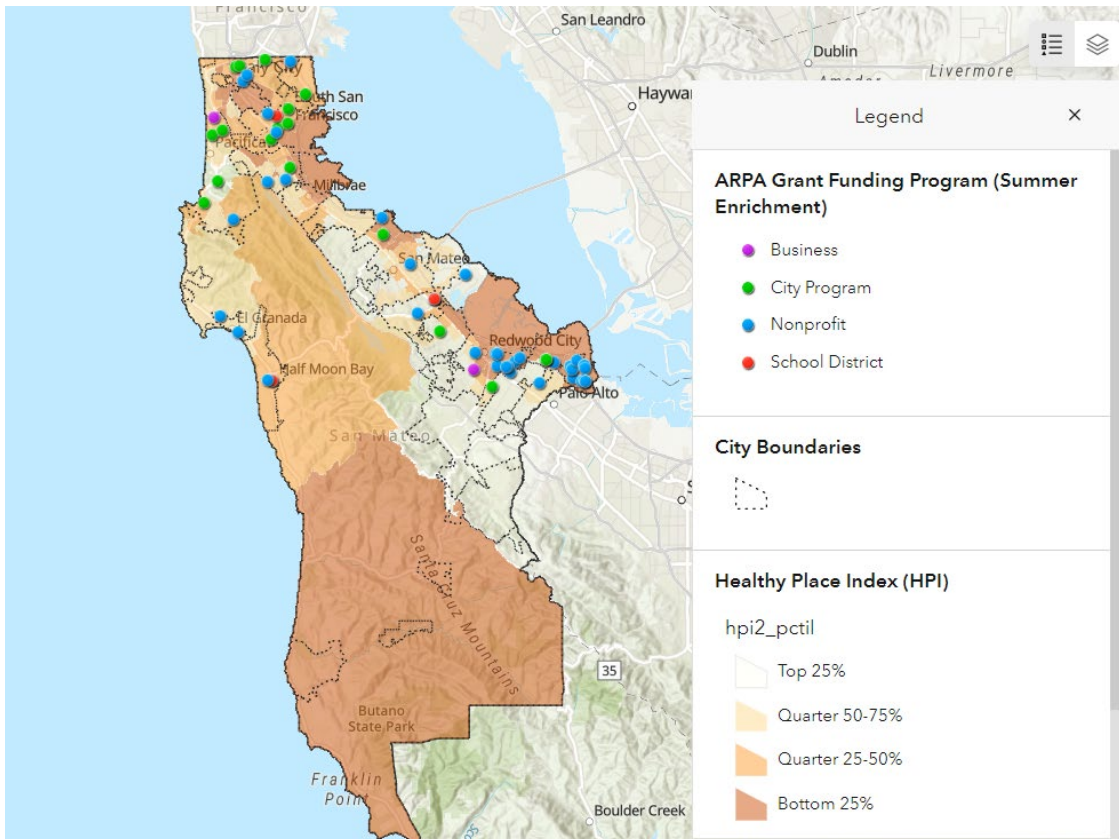


Table 10. Number of 2022 Summer Enrichment Grantees (organizations) and Programs by Region

Geographic Area	Grantees	Programs
North (Daly City, San Bruno, South San Francisco)	12	18
Central (Belmont, San Mateo)	6	8
South (East Palo Alto, Menlo Park, Redwood City)	20	32
Coastside (El Granada, Half Moon Bay, Pacifica)	6	10
Total	44	68

The geographic distribution of grantees is shown below. The map includes the Healthy Places Index (HPI), with the darker shades (bottom quartiles) representing the areas of greatest need.

Figure 16. 2022 Summer Enrichment Grant Recipients



Grantee Impact Story:

One grant recipient, CoolineKids in East Palo Alto, used the grant funds to expand their summer program for an additional 15 students. They shared camp photos and a message from the Executive Director, “Thank you again for making this happen for our community!”



Photo: CoolineKids Summer Camp, 2022 Summer Enrichment Grant recipient

Harder + Company conducted a program evaluation and presented the following highlights to County leadership.

 Youth Served

Programs successfully reached the priority populations.

Priority populations served	
Students who are socioeconomically disadvantaged	51%
English Language Learners	21%
Students experiencing homelessness	2%
Students with special needs	6%



Youth Served

Programs successful reached the priority populations.

1,186

students were first time participants in an enrichment program

The most frequently served zip codes included 94025 (**Menlo Park**), 94015 (**Daly City**), 94080 (**South San Francisco**), 94303 (**East Palo Alto**), and 94063 (**Redwood City**).



Expanding Access

Programs expanded program offerings including program time and program staff



450 days and **65,370 additional program hours** were added across programs



327 additional staff were hired across programs

Social Emotional Development


Programs addressed various areas of social emotional learning.

Relationship/Social Skills	100%
Self-management/Emotion Regulation	93%
Responsible decision-making	85%
Self-awareness	81%
Social awareness	78%



Family Well-Being

The summer enrichment program also impacted families.



We heard from some of our parents, and they thanked us, because they said, "wow, if it wasn't for this program, I would have had to quit my job." – Program staff

[Back to Top](#)

4.2 Family Child Care Grants

Funding amount: \$870,000

Project Expenditure Category: EC 2.29 Loans or Grants to Mitigate Financial Hardship^

Project Start Date: March 2022

Status: Complete

Project Overview

This allocation supported the 4Cs Family Child Care Infant and Toddler Expansion Grant ("Family Childcare Grant") program, which was overseen by the Build Up, the childcare facility expansion initiative housed within the 4Cs. In November 2021, Build Up opened the Family Childcare Grant program offering \$10,000 grants to help providers sustain their businesses and build capacity to serve more infants and toddlers; however, Build Up did not have enough funding to help all eligible applicants.

Use of Evidence

Supporting childcare centers is a high community priority because there is a shortage of affordable childcare in San Mateo County, particularly care for infants and toddlers who are most often cared for in family daycare homes. This shortage was exacerbated by the COVID-19 pandemic.

Performance Report

Through the allocation of \$870,000 in ARPA funding, the County funded 87 eligible grantees in the amount of \$10,000 each.

[Back to Top](#)

4.3 2022-2023 Out-of-School Care Grant Program

Funding amount: \$2,500,000

Project Expenditure Category: EC 2.11 Healthy Childhood Environments: Child Care*^

Project Start Date: August 2022

Status: In progress

Project Overview

This grant program increases availability of before-school and after-school programs for socioeconomically disadvantaged (SED) students in the County. The grant program was open to nonprofit providers, public entities (such as cities and school districts), and local businesses that committed to using grant funds to expand quality out-of-school programming for SED students.

Use of Evidence

Educators, after-school care providers and child development experts agree that children need out-of-school programs – prior to school, after school and during school vacations - that support both academic progress and social and emotional development. This need is particularly acute for SED students and families living in communities severely impacted by the pandemic.

Project Status

The San Mateo County Out-of-School Care Grant Program provided grants in the amount of \$50,000 and \$75,000 to 28 nonprofit programs, 9 school district programs, 3 city programs, and 1 small business. Grants were distributed proportionally based on the percentage of SED students in four geographic areas of the County- north, central, south, and coastside. Grantees may use these funds to extend program hours, provide scholarships to SED youth, increase pay for existing staff or hire additional staff, purchase supplies and equipment, and provide transportation and meals. In total, grantees plan to use these funds to serve 1,430 new students, provide 491 students with scholarships, and create more than 131 new jobs serving children and youth. Grant awards were distributed to successful applicants in early October 2022. A breakdown of the type of grantee and location are shown below. The County has contracted with Harder+Company to perform a program evaluation, which is currently underway.

Figure 17. Out of School Grant Program Fund Disbursement by Program Type

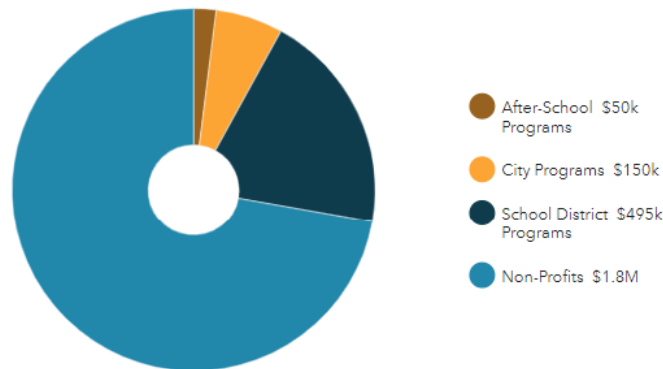
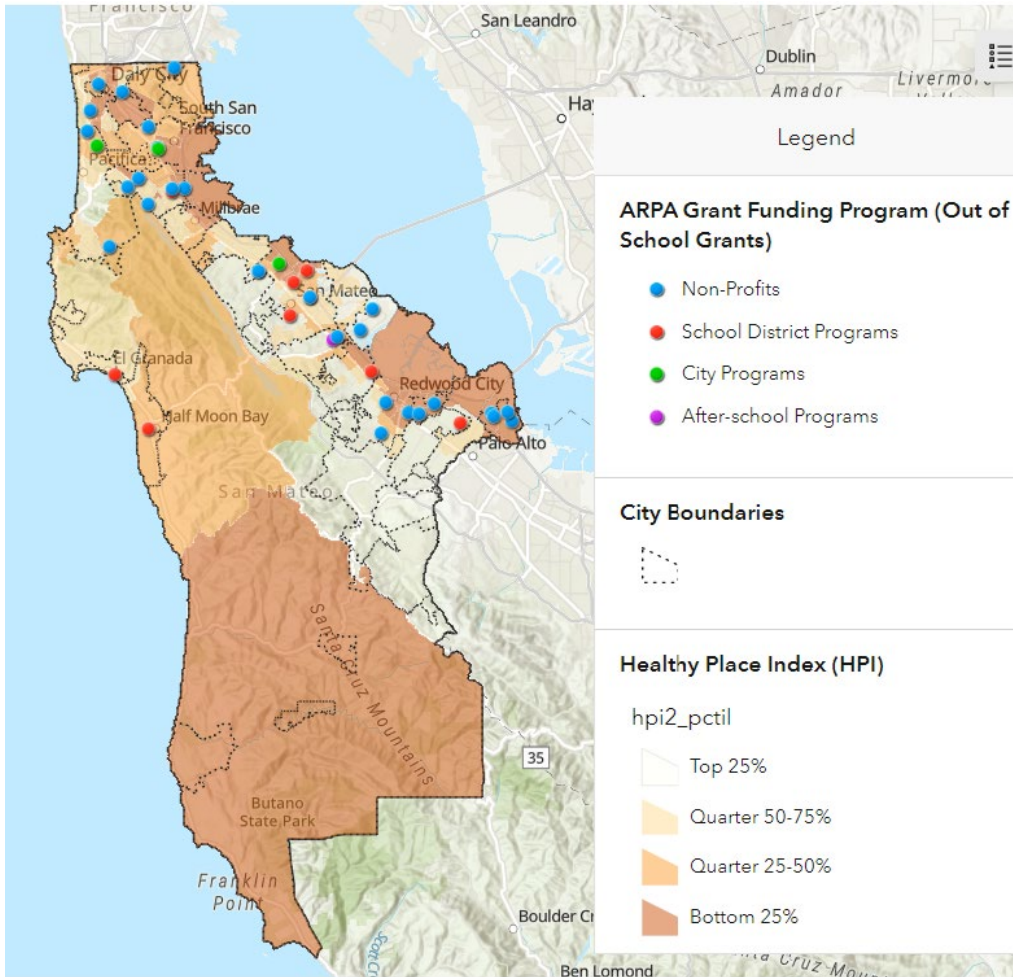


Figure 18. Out of School Grant Recipients



[Back to Top](#)

4.4 2022 Childcare Grant Fund

Funding amount: \$4,095,000

Project Expenditure Category: EC 2.29 Loans or Grants to Mitigate Financial Hardship^

Project Start Date: August 2022

Status: Complete

Project Overview

This program provided grants ranging from \$10,000 to \$50,000 to childcare centers and family day cares, giving priority to providers serving the children and families most impacted by the pandemic. This program was modeled after the Family Child Care Grant Program completed in May 2022.

Use of Evidence

Childcare is an essential sector of the local economy. Childcare providers faced significant challenges caused by the pandemic, including higher operating costs and revenues below pre-pandemic levels. This grant program helped stabilize the childcare field and prevent potential closures.

Project Status

The County received 260 applications and awarded 181 grants. The San Mateo County Child Care Partnership Council and the San Mateo County COVID-19 Child Care Response Team determined the highest need zip codes, representing those with the lowest income and highest COVID-19 impact. 80% of the 181 grantees reside in high priority zip codes covering Daly City, East Palo Alto, Foster City/San Mateo, Menlo Park, Millbrae, North Fair Oaks/Redwood City, Pacifica, Pescadero, and San Bruno/South San Francisco. Of the 20% in non-priority zip codes, 61% serve socially-economically disadvantaged children or children who receive state/federal subsidy funding, use vouchers, and/or are on a sliding-scale tuition. Key grantee data is summarized in the graphs below.

Figure 19. Child Care Grant Program Fund Disbursement by Program Type

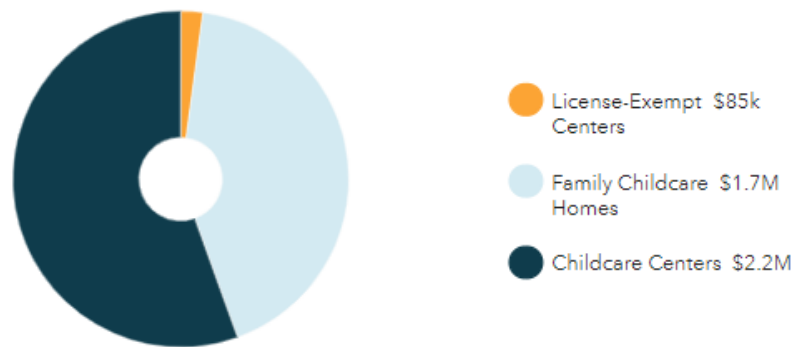


Figure 20. Child Care Grant Recipients by Race/Ethnicity and Gender

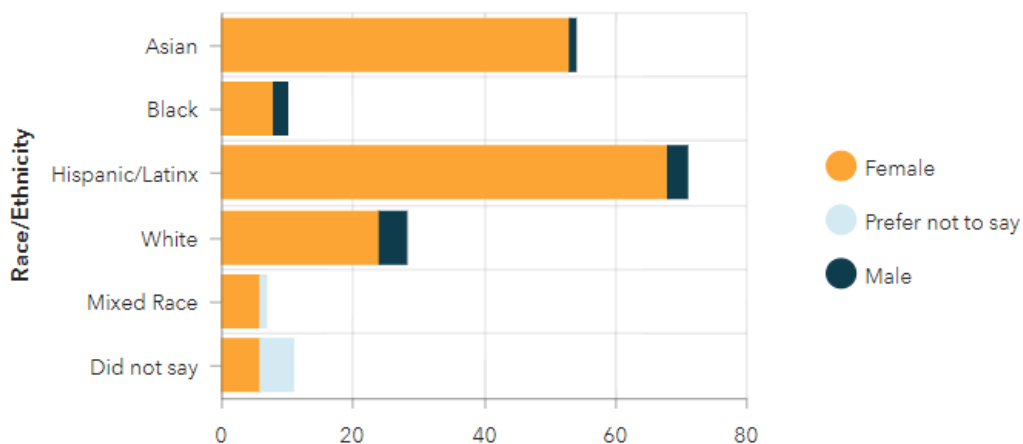
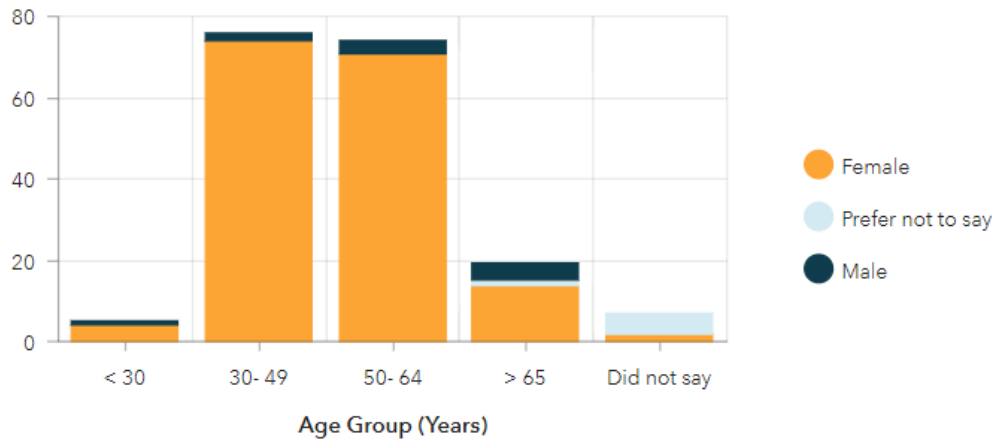


Figure 21. Child Care Grant Recipients by Age and Gender



[Back to Top](#)

4.5 2023 Summer Enrichment Grant Program

Funding amount: \$3,000,000

Project Expenditure Category: EC 2.11 Healthy Childhood Environments: Child Care*^

Project Start Date: January 2023

Status: In progress

Project Overview

On November 15, 2022, the San Mateo County Board of Supervisors approved \$3,000,000 in American Rescue Plan Act (ARPA) funds to create the San Mateo County 2023 Summer Enrichment Grant Program. This program replicated the 2022 Summer Enrichment Grant Program for the summer of 2023. The program aims to expand access to summer enrichment programs for socio-economic disadvantaged (SED) students, students with special needs, and students who are English Language Learners. The geographic distribution of grant funds was based on the relative population of SED students across the County. This methodology helps ensure that grant funding benefits youth with the greatest need and who experienced the greatest impacts of the pandemic.

Use of Evidence

Childcare providers and educators cited the ongoing need for enrichment opportunities, particularly for socio-economic disadvantaged students. This grant program provides student scholarships and additional slots in quality summer programs.

Project Status

In February 2023, 53 summer programs were selected to receive grants ranging from \$10,000 to \$100,000, depending on the number of students served. Collectively, grantees plan to provide more than \$445,000 in scholarships and create 1,982 additional summer program slots for children across all grade levels. The program also plans to create 300 new paid positions for summer staff to support program expansion. The breakdown of funds by type of grantee and geographic location is shown below.

Figure 22. 2023 Summer Enrichment Grant Program Fund Disbursement by Type of Program

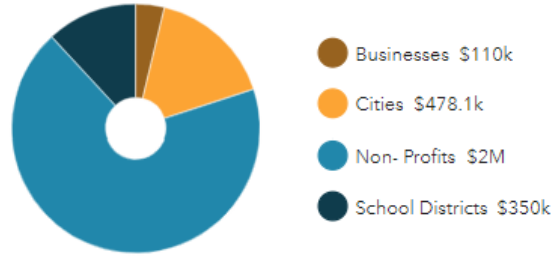
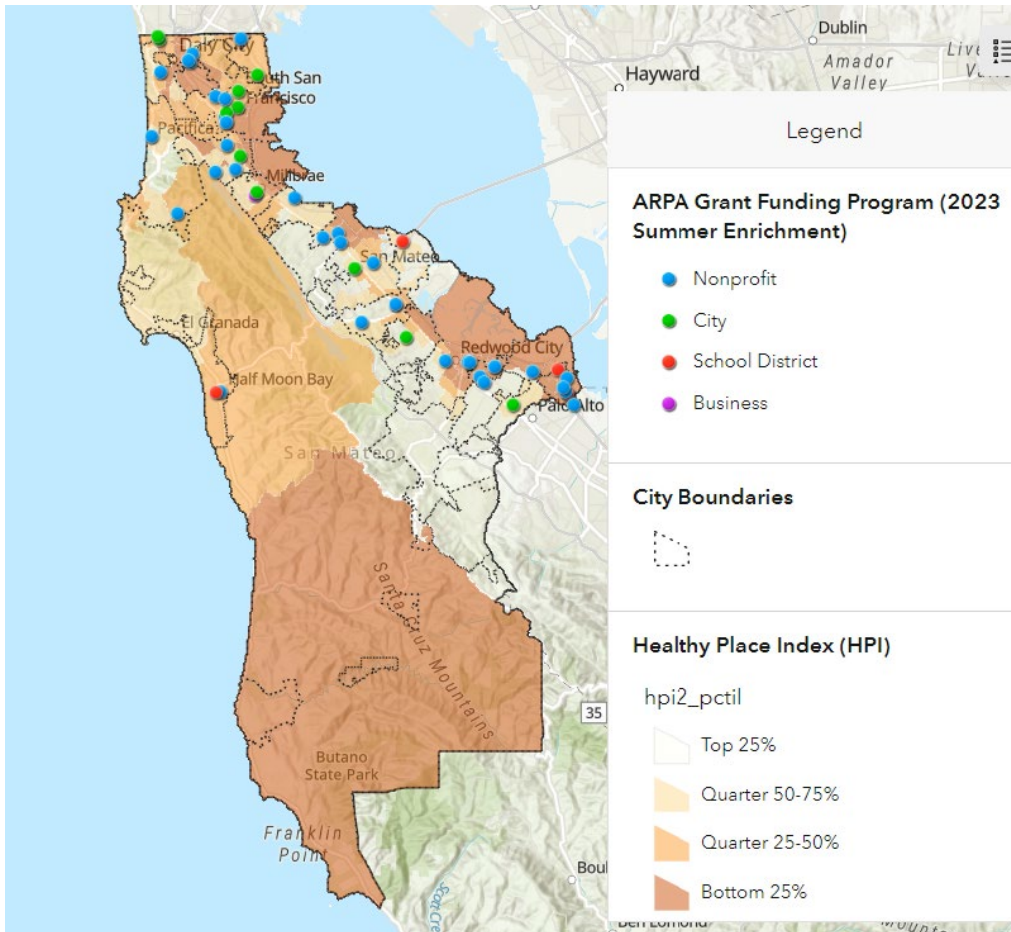


Figure 23. 2023 Summer Enrichment Grant Recipients



[Back to Top](#)

5. Infrastructure

5.1 North Fair Oaks Infrastructure Plan

Funding amount: \$1,400,000

Project Expenditure Category: EC 5.18 Water and Sewer: Other

Project Start Date: February 8, 2022

Status: In progress

Project Overview

The Department of Public Works contracted with Woodard & Curran to update the Fair Oaks Sewer Maintenance District's (FOSMD) Sewer Master Plan. The FOSMD sewer system serves approximately 7,200 customers in the unincorporated San Mateo County communities of North Fair Oaks and Sequoia Tract, and portions of the Cities of Redwood City and Menlo Park and the Towns of Atherton and Woodside.

Use of Evidence

In 2016, the County conducted sewer inspections of approximately 30 percent of the system as part of the initial phase of updating the Sewer Master Plan for the District. The Expanded Sewer Master Plan will include inspection of the remaining pipes and manholes in the FOSMD system.

Performance Report

Project is underway and development of the sewer infrastructure rehabilitation/replacement plan is anticipated to be completed by November 2023. Approximately 256,900 feet (88 percent) of the total 292,000 feet of sewer pipe have been televised as of June 30, 2023. Progress of the closed circuit television inspection of some of the sewer lines located within easements of private properties has been slowed due to access issues.

[Back to Top](#)

5.2 Public Wi-Fi

Funding amount: \$3,500,000

Project Expenditure Category: EC 5.21 Broadband: Other projects

Project Start Date: 2020

Status: Ongoing

Project Overview

This project will provide funding for operation and maintenance of County Wi-Fi locations and other strategies to connect residents to quality, affordable internet access. This work builds on the County's broadband expansion efforts in 2020 funded with \$6.8M in CARES Act dollars, which added 284 new County public Wi-Fi locations, established "park and connect" sites, subsidized in-home services, and provided hotspots for low-income communities and those without internet access.

Use of Evidence

The pandemic highlighted the digital divide. Providing quality broadband for all residents is critical to supporting a healthy, safe, prosperous, livable, equitable, and collaborative community.

Performance Report

The monthly public Wi-Fi usage for the first quarter is shown in the table below.

Table 11. Public Wi-Fi Usage Data for FY 2022-2023

Metric	FY 2022-2023 (July 2022-June 2023)
Number of Unique Devices Connected to Public Wi-Fi	209,825
Number of Public Wi-Fi Sessions	13,254,802
Data Transferred (GB)	270,000,970
Hours of Usage	4,718,173

[Back to Top](#)

6. County Fiscal and Health Priorities

6.1 Vaccine Outreach, Events, and Mass Vaccination

Funding amount: \$5,000,000

Project Expenditure Category: EC 1.1 COVID-19 Vaccination^

Project Start Date: Complete (funds expended)

Status: ARPA funds expended

Project Overview

This project provided funding for pop-up clinics with capacity to provide up to 400 vaccinations per day but will normally be in the 50-200 range. The clinics are focused, equity-based pop-up events (including school-based sites and community-based organizations) that can meet our higher risk communities where they are at through the end of January 2023.

Use of Evidence

San Mateo County’s vaccination outreach strategy is based on an equity framework. Performance management will focus on our ability to help close equity gaps. The impact of racism has led to a disparate health impact of COVID-19 on communities of color. Data from the CDC show that Hispanic, Black or African American, and American Indian or Alaska Native populations in the U.S. are experiencing higher rates of hospitalization and death from COVID-19 compared to White populations. Together, these three race/ethnicity groups constitute ~27% of the County population (per the latest California Department of Finance population projections for 2021)—25%, 2%, and 0.1%, respectively. The FY 2022-23 target for the proportion of vaccinations administered at Standing/Pop-up clinics to individuals from these three race/ethnicity groups is 54%, or twice their representation in the County population. This requires a 25% improvement from FY 2021-22, when 43% of vaccinations at Standing/Pop-up clinics were given to individuals from one of these three race/ethnicity groups.

Performance Report

Table 12. Vaccine Outreach, Events, and Mass Vaccination Performance Measures

Metric	FY2021-22 Actual	FY 2022-23 Actual	FY 2022-23 Target
% of vaccinations at Standing/Pop-up clinics given to individuals from race/ethnicity groups experiencing disparate health impact (Black or African American, Hispanic, and American Indian or Alaska Native)	43% (32980/77209)	20% (2245/11402)	54% (3394/6250)
% of vaccinations at Standing/Pop-up clinics given to Hispanic individuals	42% (32067/77209)	18% (2046/11402)	50% (3125/6250)
% of vaccinations at Standing/Pop-up clinics given to Black or African American individuals	1% (759/77209)	1% (116/11402)	4% (250/6250)
% of vaccinations at Standing/Pop-up clinics given to American Indian or Alaska Native individuals	0.2% (154/77209)	0.2% (26/11402)	0.3% (19/6250)
% of vaccinations at Standing/Pop-up clinics given to Native Hawaiian or Pacific Islander individuals	0.6% (469/77209)	0.5% (57/11402)	2.3% (144/6250)
Not included in total line at the top			

Data Notes:

- Clinics for FY 2022-23 occurred between July 1, 2022 and Jan 31, 2023. No ARPA funding was used for clinics after Jan 31, 2023.
- Though we initially intended to target American Indian or Alaska Native individuals after looking closer at local data we saw larger equity gaps in the Native Hawaiian or Pacific Islander (NHPI) population and targeted that group for outreach instead. An additional line is included to show the NHPI for the 2021-22 and 2022-23 Fiscal years. The NHPI totals are not included in the cumulative line item at the top of the table.
- About 25% people responded Prefer Not to Say/Blank for Race/Ethnicity. This was much higher than the 7% in FY 2021-22 . This is a significant limitation in the data. The rate of Prefer Not to Say/Blank was highest in the months of Sept – Nov 2022 which coincided with the start of Flu season and release of the bivalent vaccine when the bulk of the vaccinations from FY 2022-23 took place.

[Back to Top](#)

6.2 Lost Revenue Replacement

Funding amount: \$10,000,000

Project Expenditure Category: EC 6.1 Provision of Government Services

Project Start Date: n/a

Project Status: n/a

[Back to Top](#)